



宸瑞科技
CRE POWER TECHNOLOGY

CAPACITOR



无锡宸瑞新能源科技有限公司
Wuxi CRE New Energy Technology Co., Ltd.

地址：无锡市梁溪区南湖大道789号D幢

Add: Building D, No. 789, Nanhu Avenue, Liangxi District, Wuxi City, Jiangsu Province, China

电话/Tel: 0510-8102 8808

传真/Fax: 0510-8102 8828

邮箱/Email: cre@cre-elec.com / info@cre-elec.com

网站/Web: www.cre-elec.com

POWER LINKS SUCCESS



功率型薄膜电容器供应商

Professional film capacitor Supplier

无锡宸瑞新能源科技有限公司，是一家专业生产功率型薄膜电容的高新技术企业，专注于电力电子技术应用领域。

公司致力于工业变频、电动汽车、可再生能源（光伏/风电）、轨道交通、电力传输、医疗电子等领域的应用与开发，为客户提供可靠的电容器解决方案。产品主要应用于储能/脉冲、DC-Link、IGBT吸收保护、高压谐振、耦合以及AC滤波等场合。

专业的技术研发与可靠的品质保障是我们产品的立足根本，宸瑞作为高新技术企业，拥有电力电子薄膜电容器前端的研发与制造团队。现已拥有四十余项专利证书，并参与制定了10项国家、行业标准、通过ISO-9001、IATF16949、ISO14001/45001、VDE和UL等质量体系及产品认证，并且与国际知名的研究机构成立了电力电子研发工程中心，我们致力于寻求与更多优秀伙伴的战略合作，共同探索更前沿的应用领域。

未来，宸瑞将打造全新制造中心，逐步建成数字化智慧工厂，并将继续引领电力电子领域薄膜电容器的服务、研发与制造方向，为地球环境和清洁能源提供强力支撑。

宸瑞的商标CRE代表着：

C-Contribution “参与” 和 “奉献”

R-Reinforcement “提升” 和 “巩固”

E-Excellence “卓越” 和 “精进”

Wuxi CRE New Energy Technology Co., Ltd. is a high-tech enterprise specializing in the production of power film capacitors, focusing on the applications of power electronics.

CRE is committed to the demanding markets in industrial frequency conversion, electric vehicles, renewable energy (photovoltaic/wind power), rail traction, power transmission, medical electronics and others, developing and supplying customers with exclusive capacitor solutions. The products are mainly used in energy storage/pulse, DC-Link, IGBT absorption protection, high voltage resonance, coupling and AC filtering.

As an emerging high-tech enterprise, CRE has a front-end R&D and manufacturing team for power electronic film capacitors, and established power electronics R&D engineering centers with internationally renowned research institutions. So far, CRE has more than 40 inventions and utility model patents and participated in the development of 10 national and industry standards, certified with ISO-9001, IATF16949, ISO14001/45001, and UL. We dedicate to develop more business partners for driving the power innovation.

In the future, CRE aims to build an advanced manufacturing center, which will develop from scale to automation and visualization direction, gradually building a networked and digital intelligent factory. We will continue to lead the service, R&D, and manufacturing direction of film capacitors in the field of power electronics, providing strong support for the global environment and clean energy.

CRE's trademark CRE stands for:

C-Contribution "Participation" and "Dedication"

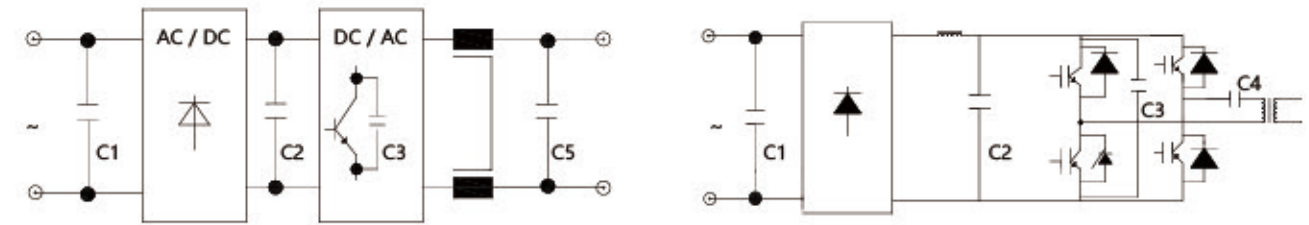
R-Reinforcement "Boost" and "Consolidate"

E-Excellence "Excellence" and "Excellence"

目录 Contents

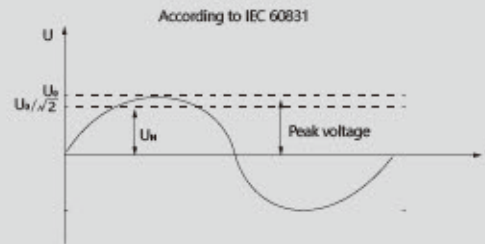
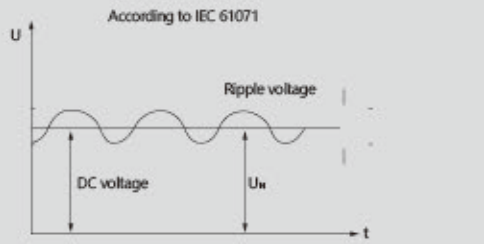
电力电子电容器选用指南			03
常用标准术语			04
分类	型号	用途	页码
DC - Link	DKMJ - S	DC - Link Energy storage	08
	DMJ - MC	DC - Link	17
	DMJ - PC	DC - Link	31
	DEMJ - PC	Energy storage/pulse (for AED)	35
	DMJ - PS	DC - Link	36
	DKMJ - AP	DC - Link (for EV / HEV)	46
	DMJ - MT	DC - Link High frequency Fiter AC coupling	51
IGBT / GTO Snubber	SMJ - P	Snubber	56
	SMJ - MC	Snubber	62
	SMJ - TE	Snubber	66
	SMJ - TC	Snubber	71
Resonance	RMJ - PS	Snubber/Resonance	75
	RMJ - PC	Resonance	83
AC-filter	AKMJ - S	AC - filter	86
	AKMJ - MC	AC - filter	89
	AKMJ - PS	AC - filter	100
EMC-filter	MKP	X2	106
	MKP	X1	111
	MKP	Y2	121
使用电容器的注意事项			125
电容器订购指南			127

典型电路图



序号 No.	功能 Function	PCB安装系列 For PCB mounting series	螺钉式、焊片引出系列 Screw,lug terminals series
C1	输入交流滤波 AC filter-Input	AKMJ-PS	AKMJ-S/AKMJ-MC/AKMJ-MT
C2	直流滤波 DC-Link	DMJ-PS/DMJ-MT	DKMJ-S/DMJ-MC DMJ-PC/DMJ-MT/DKMJ-AP
C3	缓冲吸收 Snubber	RMJ-PS/SMJ-TE	SMJ-P/SMJ-TC
C4	谐振 Resonance	RMJ-PS	RMJ-MT/RMJ-PC
C5	输出交流滤波 AC filter-Output	AKMJ-PS	AKMJ-S/AKMJ-MC/AKMJ-MT

常用标准术语 Terminologies

1.额定容量C_N	1.Rated capacitance C_N
电容器在20°C/100Hz下的设计容量。	Designed capacitance of the capacitor at 20°C/100HZ.
2.额定电压U_N	2.Rated voltage U_N
对采用IEC 60831-1/-2标准的电容, 仅指设计电容器时规定的交流电压方均根值。对采用IEC 61071标准的电容器, 可分为: 额定交流电压 U_{NAC} :设计电容器时所采用的反复合型波形的任一极性的最高运行峰值周期电压。 额定直流电压 U_{NDC} :设计电容器时所采用的非反复合型波形的任一极性的可连续运行的最高运行峰值电压。	Rated AC voltage U_{NAC} :repeatedly used in the design capacitor waveform either polarity,the maximum operating peak cycle voltage. Rated DC voltage of the U_{NDC} :polarity in any of the non-repetitive waveform used in the design capacitor continuous operation of the maximum operating peak voltage.
	
3.有效电压U_{rms}	3.Rms voltage U_{rms}
电容器在连续运行过程中允许出现的最大正弦交流电压的方均根值。	Root mean square of max.permisibe value of sinusoidal a.c. Voltage in continuous operation.
4.纹波电压U_r	4.Ripple voltage U_r
单向电压的峰到峰的交流分量。一般来讲, 纹波电压的方均根值应低于额定电压的10%。	Peak-to-peak alternating component of the unidirectional voltage.In general,the square of the ripple voltage rms should be less than 10% of the rated voltage.
5.非周期冲击电压U_s	5.Non-recurrent surge voltage U_s
由切换或系统中任何别的扰动所导致的峰值电压, 此电压只允许出现有限的次数。且每次持续时间应比基本周期短。	Peak voltage induced by aswitching or any other disturbance of the system which is allowed for a limited number of times and for durations shorter than the basic period.
6.极间耐压U_{t-t}	6.Voltage test between terminals U_{t-t}
所有电容器在交货前进行的例行试验(室温下)。在用户处可进行再次的测试, 数据根据手册中所述的试验电压的80%。	Routine test of all capacitors conducted at room temperature,prior to delivery.A further test with 80% of the test voltage stated in the data sheet may be carried out once at the user' s location.
7.极壳耐压U_{t-c}	7.Voltage test between terminals and case U_{t-c}
所有电容器外壳与端子间的进行的例行试验(室温下)。在用户处可以重复进行。	Routine test of all capacitors between short-circuited terminals and case,conducted at room temperature.May be repeated at the user' s location.
8.绝缘电压U_i	8.Insulation voltage U_i
设计电容器时规定的电容器端子对外壳或对地交流电压的方均根值。若未作说明, 此绝缘电压等额定电压(DC)除以; 或者等于额定电压(AC)。	When designing capacitor capacitor terminals on the shell or root value of ac voltage of the party. If not stated,thet insulation voltage is equal to the rated voltage (DC)divided by the square root of $\sqrt{2}$; Or equal to rated voltage(AC)

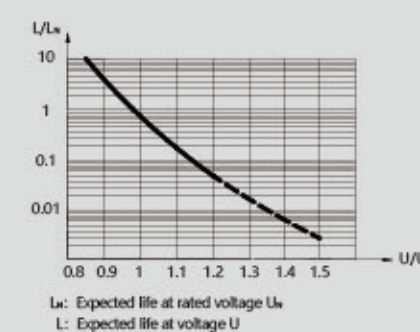


9.最大电流I_{max}	9.Maximum current I_{max}
连续运行时的最大电流的方均根值。	Maximum rms current for continuous operation.
10.最大峰值电流\bar{I}	Maximum peak curren \bar{I}
在连续运行中允许重复出现的最大峰值电流其数值为: $\bar{I}=C_N \times (dv/dt)$, 其中 dv/dt 表示电压爬升速率, 即在运行中允许重复出现的最大电压爬升速率, 常用来代替 \bar{I} 使用。	Maximum permitted repetitive peak current that can occur during continuous operation.The value is following: $\bar{I}=C_N \times (dv/dt)$ Where dv/dt indicates rate of voltage rise,which means maximum permitted repetitive rate of voltage rise of operational voltage usually using instead of \bar{I} .
11.最大浪涌电流I_s	11.Maximum surge current I_s
有切换或系统中任何别的扰动所导致的允许出现的峰值电流, 此电流只允许出现有限的次数, 且每次持续时间应比基本周期短。	Peak non-repetitive current induced by switching or any other disturbance of the system which is allowed for a limited number of times,for durations shorted than basic period.
12.等效串联电阻 ESR	12.Equivalent series resistance ESR
一个有效电阻, 当它和所探讨的电容器有相等电容值的理想电容器串联时, 在规定的运行条件下, 该电阻的损耗功率等于该电容器中耗散的有功功率。	Effective resistance which,if connected in series with an ideal capacitor of capacitance value equal to that of the capacitor In question,would have a power loss equal to active power dissipated in that capacitor under specified operating conditions.
13.介质损耗因素$tg\delta_0$	13.Dielectric dissipation factor $tg\delta_0$
电容器的介质材料在额定频率下的损耗常数, 聚丙烯薄膜的典型介质损耗因素为 2×10^{-4}	Constant dissipation factor of the dielectric material for all capacitors at their rated frequency.The typical loss Factor of polypropylene film is 2×10^{-4} .
14.电容器的损耗因素$tg\delta$	14.Loss factor of the capacitor $tg\delta$
在规定频率的正弦波电压作用下, 电容器的损耗功率除以电容器的无功功率, 其值为等效串联电阻和容抗之比。	The dissipation factor is ratio between reactive power of the impedance of the capacitor and effective power when capacitor is submitted to a sinusoidal voltage of specified frequency.It is that ratio between the equivalent series resistance and the capacitive reactance of a capacitor.
15.介质损耗功率P_d	15.Dielectric power loss P_d
电容器的电介质由于极化或电导引起的损耗, 其值为: $P_d = \hat{u}^2 \times \pi \times f_0 \times C_N \times tg\delta_0$ 直流电容器: $\hat{u} = U_r / \sqrt{2}$ 交流电容器: $\hat{u} = U_{rms}$ GTO吸收电容器: $\hat{u} = \sqrt{2} U_{NDC}$ f_0 : 施加在电容器上电压的基本频率 C_N : 电容器	Loss power induced by dielectric polarization or dielectric conductance. The value is following: $P_d = \hat{u}^2 \times \pi \times f_0 \times C_N \times tg\delta_0$ Where , for DC capacitors: $\hat{u} = U_r / \sqrt{2}$ for AC capacitors: $\hat{u} = U_{rms}$ for GTO snubber capacitors: $\hat{u} = \sqrt{2} U_{NDC}$ f_0 : fundamental frequency C_N : capacitance
16.焦耳损耗功率P_j	16.Joule power loss P_j
当电容器通过有效电流时, 由于串联电阻 R_s 发热而引起的损耗, 其值为: $P_j = I_{rms}^2 \times R_s$	Loss power induced by series resistance of the capacitor under rms current. The value is following: $P_j = I_{rms}^2 \times R_s$
17.电容器的损耗功率P_t	17.Capacitor losses P_t
电容器所消耗的有功功率, 由介质损耗与焦耳损耗组成, 即: $P_t = P_d + P_j = I_{rms}^2 \times ESR$	Active power dissipated in the capacitor,consists of dielectric loss and joule loss,i.e. $P_t = P_d + P_j = I_{rms}^2 \times ESR$,




常用标准术语 Terminologies

18.自感Ls	18.Self-inductance Ls
电容器由于自身结构或组成的原因所表现出来的电感。	Represents the sum of all inductive elements which are for mechanical and construction reasons-contained in any capacitor.
19.谐振频率Fr	19.Resonance frequency Fr
电容器的阻抗成为最小时的最低频率, 其值为: $Fr=1/(2\pi \times \sqrt{Ls \times Cn})$ 。	Lowest frequency at which the impedance of the capacitor becomes minimum.The value is Following: $Fr=1/(2\pi \times \sqrt{Ls \times Cn})$ 。
20.运行温度θ	20.Operating temperature θ
在电容器达到热平衡状态时的外壳最热点温度。	Temperature of the hottest point on the case of the operating capacitor in thermal equilibrium.
21.最高运行温度θmax	21.Maximum operating temperature θmax
电容器可以运行的最高外壳温度。	Highest temperature of the case at which the capacitor may be operated.
22.最低运行温度θmin	22.Lowest operating temperature θmin
电容器可以运行的最低介质温度。	Lowest temperature of the dielectric at which the capacitor may be operated.
23.热阻 Rth	23.Thermal resistance Rth
热阻表征的是电容器的发热功率每上升1瓦, 电容器内最热点的温度在环境温度的基础上升高的度数。	The thermal resistance indicates by how many degrees the capacitor temperature at the hotspot rises above θamb per watt of the heat dissipation losse.
24.气候类别	24.Climatic category
电容器所属的气候类别用斜线分隔得三个数来表示 (IEC60068-1:40/85/21)。	The climatic category which the capacitor belongs to is expressed in three numbers separated by slashes, (IEC60068-1:40/85/21)。
	
25.绝缘电阻 (IR)/时间常数 (t)	25. Insulation Resistance (IR)/Time Constant(t)
绝缘电阻为电容器充电后所加的直流电压和流经电容器的漏电流值的比值 (通常为1分钟), 单位为MΩ。时间常数为绝缘电阻和电容器的乘积, 通常以秒表示, 公式如下: $t[s]=IR[M\Omega] \times C[uF]$ 。 一般情况下, 绝缘电阻用于描述小容量电容器的绝缘特性, 时间常数用于描述大容量 (如: $Cn > 0.33uF$) 电容器的绝缘特效。	Of insulation resistance for the capacitor charging and the ratio of dc voltage and flowing through the capacitor leakage current value (usually) time for 1 minute,the unit is MΩ.Time constant is the product of the insulation resistance and capacitance,usually expressed in seconds, Formula is as follows: $t[s]=IR[M\Omega] \times C[uF]$. Under normal circumstances,the insulation resistance is used to describe the small capacity of capacitor insulating properties,the time constant is used to describe large capacity (such as: $Cn > 0.33uF$)capacitor insulation characteristics.

26.自愈性 (仅对金属化膜电容器)	26.Self-healing(Only for metallized film capacitor)
金属化膜的金属镀层是通过真空蒸发的方法将金属沉积在薄膜上, 厚度只有几十个纳米, 当介质上存在弱点、杂质时, 局部电击穿就可能发生, 电击穿处的电弧放电所产生的能量足以使电击穿点附近处的金属镀层蒸发, 使击穿点与周围极板隔开, 电容器电气性能即可恢复正常。	The metal coatings of the metallized film,which are vacuum-deposited directly onto the plastic film,have a thickness of dozens of nanometers. At weak points or impurities in the dielectric,a dielectric breakdown would occur.The energy released by the arc discharge in the breakdown channel is sufficient to totally evaporate the thin metal coating in the vicinity of the channel.The insulated region thus resulting around the former faulty area will cause the capacitor to regain its full operation bility.
27.热点温度θhs	27.Hotspot temperature θhs
电容器内部最热点处的温度。其值为: $\theta_{hs}=\theta_{amb}+P_t \times R_{th}$ 或者 $\theta_{hs}=\theta_{case}+P_t \times R_{thkc}$ 。	Temperature at the hottest spot inside the capacitor. The value is following: $\theta_{hs}=\theta_{amb}+P_t \times R_{th}$ 或者 $\theta_{hs}=\theta_{case}+P_t \times R_{thkc}$ 。
28.失效率λ	28.Maximum current Imax
表示元件在单位时间内发生失效的概率, 数值上等于单位时间内失效的元件数与元件总数的比值。其单位为FIT (也写成fit或fit), 1FIT=1/(10 ⁹ 小时)。举例: 10000只元件在给定条件下工作10000小时出现了10只失效, 则 $\lambda=10/(10000 \times 10000) = 100FIT$ 。	It indicates the failure probability of components in unit time and the value is the number of failure components in unit time compared to the total number of components.The unit of λ is FIT (also expressed as Fit or fit)and 1FIT=1/ (10 ⁹ hrs) .For example,10000pcs of components work at given conditions for 10000 hrs and 10 pcs of components failed,so $\lambda=10/(10000 \times 10000) = 100FIT$.
29.电容器的预期寿命	29.Expected lifetime of the capacitor
薄膜电容器的选用取决于施加的最高电压, 并受施加的电压电容器的预期寿命与电容器的运行电压及热点温度有关。对于应用在不同场合的电容器它们的设计寿命是不同的。一般而言, 应用在直流滤波电路中电容器, 在额定电压及热点温度为70°C的应用条件下, 它们的预期寿命可达到100000小时。电容器的预期寿命是一个基于实践经验和理论计算的统计学数值。以下图片是电容器的预期寿命与运行电压及热点温度之间的特性曲线, 仅仅作为理论参考。对于工作条件与额定条件有差别的情况, 可以联系我们的技术部门。	The expected lifetime of the capacitor depends on the applied voltage and the hot spot temperature during operation.For capacitors applied in different situation,the designed average service lifes are different . Generally speaking,capacitors used in DC-link circuits will have a expected lifetime of probable 100000 hrs at rated voltage and 70°C hot sport temperature. Expected lifetime is a statistical value calculated on the basis of experience and on the theoretical evaluations.The following diagrams show the correlation between expected life,operating voltage and hot spot temperature.The diagrams should be considered only as a theoretical reference.Please consult our technical department in case of working condition different from the rated ones.
	

DC-Link 金属化薄膜电容器 DKMJ-S series Metalized film capacitor

铜螺母/螺杆引出, 安装简单方便
Copper nut/screw leads, easy installation



耐压高, 具有自愈性
Resistance to high voltage, with self-healing

金属外壳封装, 干式树脂灌注
Metal shell encapsulation, dry resin infusion

高纹路电流, 高dv/dt承受能力
High ripple current, high dv/dt withstand capability

容量大, 体积小
Large capacity, small size

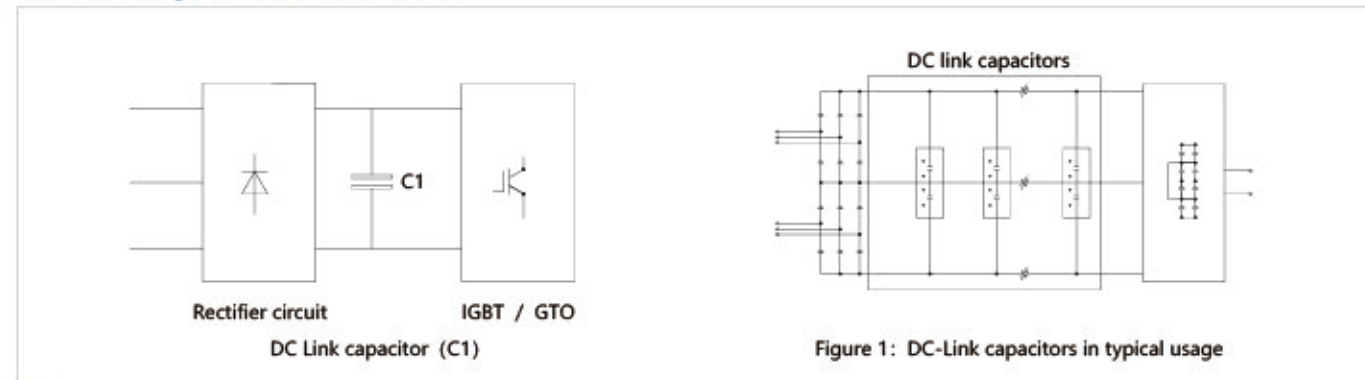
应用

- 广泛应用于DC-link电路中, 作滤波储能用。
- 能替代电解电容, 性能更优, 寿命更长。
- 光伏逆变器, 风电变频器; 各种变频器及逆变电源; 纯电动及混合动力汽车; SVG, SVC等各类电能质量管理设备。

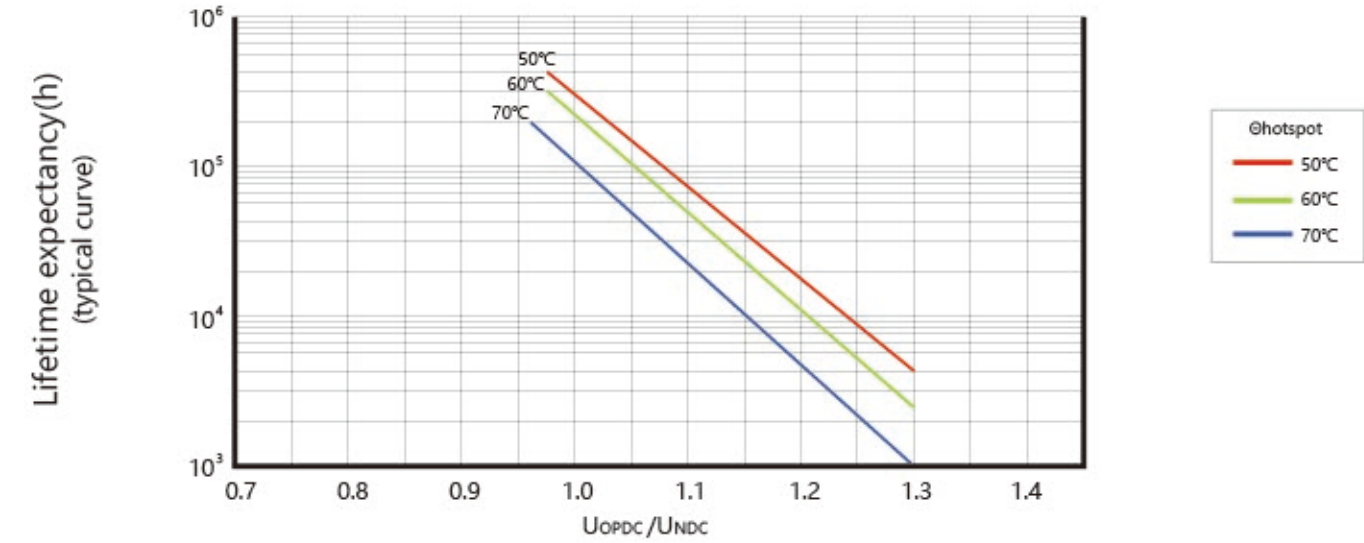
Application

- Widely used in DC-link circuit for filtering energy storage.
- Can replace electrolytic capacitors, better performance and longer life.
- Pv inverter; wind power converter; All kinds of frequency converter and inverter power supply; Pure electric and hybrid cars; SVG, SVC devices and other kinds of power quality management.

典型线路图 Typical circuit diagram



预期寿命曲线图 Life expectancy in the graph



性能参数 Technical data

工作温度范围/Operating temperature range	Max. Operating temperature, $T_{op,max}$: +70°C Upper category temperature: +60°C Lower category temperature: -40°C	
容量范围 (C_N) /Capacitance range	100 μ F ~ 20000 μ F	
额定电压 (U_N) /Rated voltage	600V.DC ~ 4000V.DC	
容量偏差/Cap.tol	$\pm 5\%$ (J) ; $\pm 10\%$ (K)	
耐电压/Withstand voltage	Vt-t	1.5 U_N DC/60s
	Vt-c	1000+2 $\times U_N/\sqrt{2}$ (V.AC) 60s (min 3000V.AC)
过电压/Over voltage	1.1 U_N (30% of on-load-dur.)	
	1.15 U_N (30min/day)	
	1.2 U_N (5min/day)	
	1.3 U_N (1min/day)	
1.5 U_N (100ms every time, 1000 times during the lifetime)		
损耗角正切/Dissipation factor	$tg\delta \leq 0.003$ f=100Hz 介质损耗 $tg\delta_0 \leq 0.0002$	
绝缘电阻/Insulation resistance	(内置放电电阻)(实测) / (Built-in discharge resistor) (Actual measurement)	
耐脉冲电流冲击/Withstand strike current	具体见规格表/See the specification sheet	
有效电流/Irms	具体见规格表/See the specification sheet	
杂散电感/ESL	< 150nH	
阻燃性/Flame retardation	UL94V-0	

DC-Link 金属化薄膜电容器 DKMJ-S series

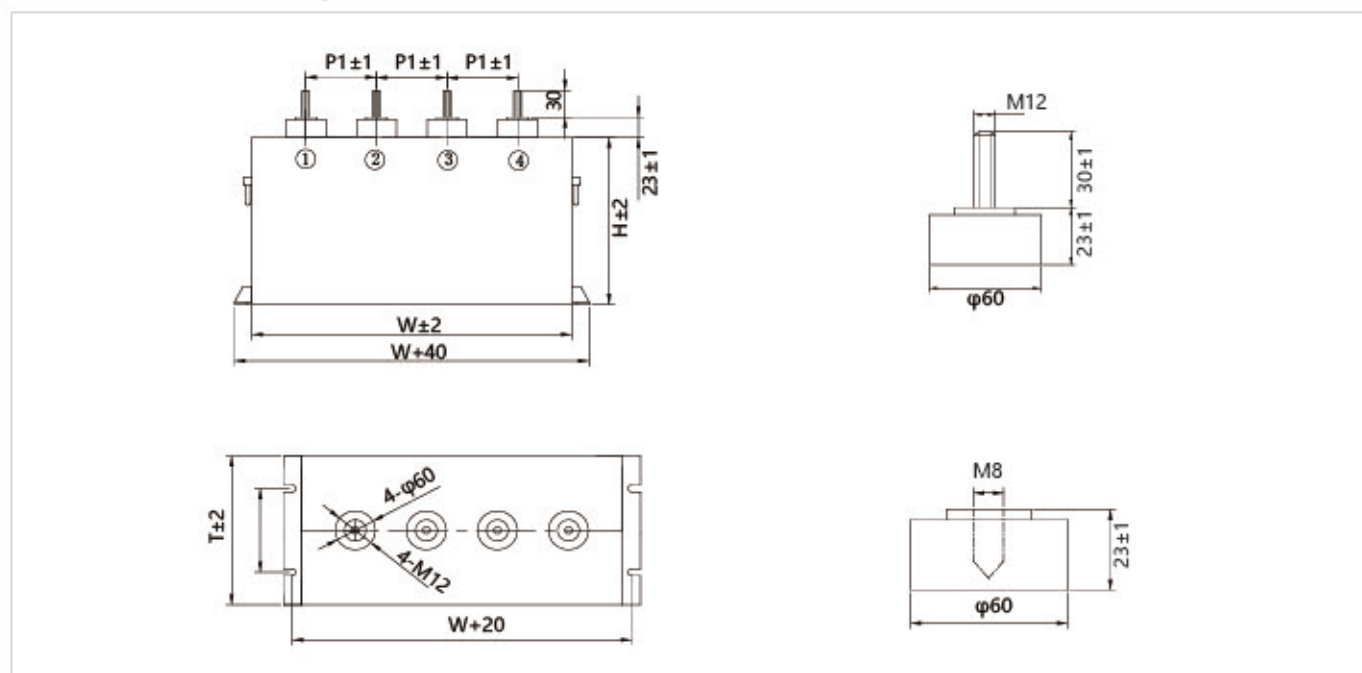
Metalized film capacitor

性能参数 Technical data

续上表

最高使用海拔高度/Maximum altitude	2000m Derating should be considered when the altitude is between 2000m -5000m. (For each increase of 1000m, voltage and current will be reduced by 10%)
短期寿命/Life expectancy	100000h($U_N, \theta_{hotspot} \leq 70^\circ\text{C}$)
引用标准/Reference standard	IEC61071;IEC61881

外形图 The contour map



规格表 Specification table

C_N (μF)	W (mm)	T (mm)	H (mm)	dv/dt (V/ μS)	I_p (kA)	I_{rms} @10kHz50°C (A)	ESR @1kHz (m Ω)	Rth (K/W)	Weight [≈] (kg)
UN 800V.DC Us 1200V Ur 200V									
4000	340	125	190	5	20.0	120	1.1	0.9	17.6
8000	340	125	350	4	32.0	180	0.72	0.6	31.2
6000	420	125	245	5	30.0	150	0.95	0.7	26.4
10000	420	125	350	4	40.0	200	0.72	0.5	37.9
12000	420	215	245	4	48.0	250	0.9	0.3	44.8
20000	420	235	350	3	60.0	300	0.6	0.3	70.9
UN 1200V.DC Us 1800V Ur 300V									
3300	340	125	245	8	26.4	150	0.95	0.7	22.4
5000	420	125	300	7	35.0	180	0.8	0.6	32.8
7500	420	125	430	5.5	41.3	200	0.66	0.6	44.8
5000	340	235	190	8	40.0	200	1.1	0.3	32.8
10000	340	235	350	6	60.0	250	0.8	0.3	58.4



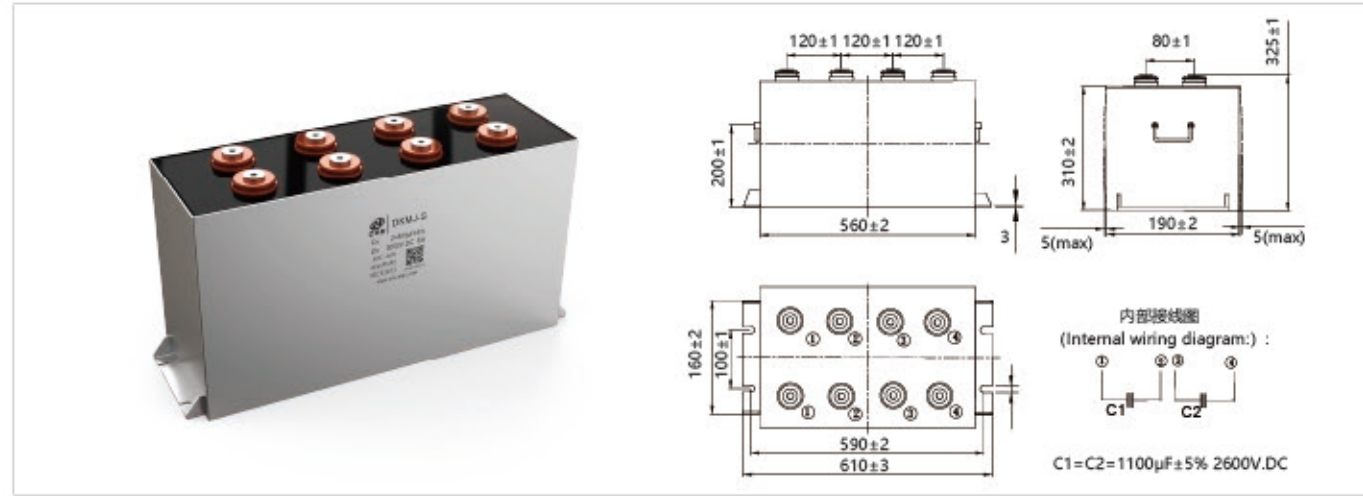
规格表 Specification table

续上表

C_N (μF)	W (mm)	T (mm)	H (mm)	dv/dt (V/ μS)	I_p (kA)	I_{rms} @10kHz50°C (A)	ESR @1kHz (m Ω)	Rth (K/W)	Weight [≈] (kg)
UN 1200V.DC Us 1800V Ur 300V									
5000	420	215	170	8	40.0	200	1	0.4	32
7500	420	215	235	7	52.5	250	0.9	0.3	43
10000	420	215	300	7	70.0	250	0.8	0.3	55.8
15000	420	215	430	5	75.0	300	0.6	0.3	76.9
UN 1500V.DC Us 2250V Ur 450V									
1200	340	105	220	10	12.0	120	1.1	0.9	17.1
3000	340	115	430	8	24.0	180	0.66	0.7	34.8
2000	420	115	240	10	20.0	150	0.95	0.7	23.8
4000	420	115	430	8	32.0	200	0.66	0.6	41.2
5000	340	235	350	8	40.0	250	0.8	0.3	58.4
4000	420	215	235	10	40.0	250	0.9	0.3	43.5
8000	420	215	430	8	64.0	300	0.6	0.3	76.9
UN 2000V.DC Us 3000V Ur 600V									
1000	340	125	245	12	12.0	150	0.95	0.7	22.4
1500	340	125	350	10	15.0	180	0.72	0.6	31.2
2000	420	125	360	10	20.0	200	0.72	0.5	39.2
2400	420	125	430	9	21.6	200	0.66	0.6	44.8
3200	340	235	350	10	32.0	250	0.8	0.3	46.4
4000	420	235	360	10	40.0	280	0.7	0.3	58.4
4800	420	235	430	9	43.2	300	0.6	0.3	67.2
UN 2200V.DC Us 3300V Ur 600V									
2000	420	235	245	12	24.0	150	0.9	0.7	40
2750	420	235	300	10	27.5	200	0.8	0.5	49.6
3500	420	235	360	10	35.0	200	0.7	0.5	58.4
UN 3000V.DC Us 4500V Ur 800V									
1050	420	235	245	20	21.0	150	0.9	0.7	40
1400	420	235	300	15	21.0	200	0.8	0.5	49.6
1800	420	235	360	15	27.0	200	0.7	0.5	58.4
UN 4000V.DC Us 6000V Ur 1000V									
600	420	235	245	20	12.0	150	0.9	0.7	40
800	420	235	300	20	16.0	200	0.8	0.5	49.6
1000	420	235	360	20	20.0	200	0.7	0.5	58.4
可以依照客户需求定制产品									

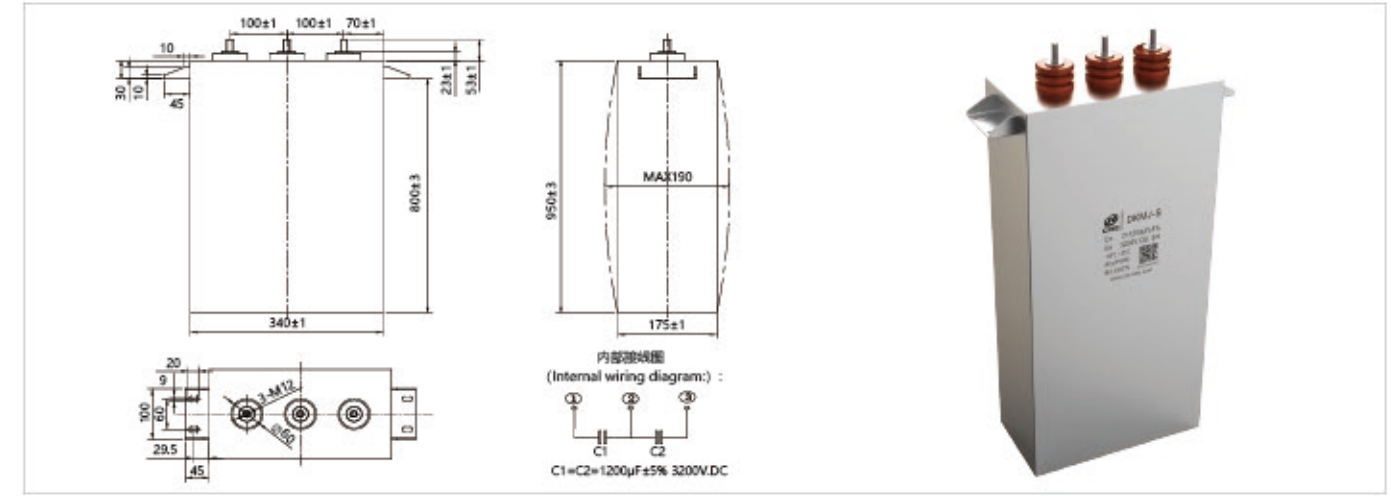


DC-Link 金属化薄膜电容器 (定制品) DKMJ-S series Metalized film capacitor (Custom-made)



DC-Link 金属化薄膜电容器 (定制品) DKMJ-S series

工作温度范围/Operating temperature range	-40°C ~ 85°C
贮存温度范围/Storage temperature range	-40°C ~ 85°C
额定电压 (U _N) /Rated voltage	2600V.DC
额定容量 (C _N) /Rated capacitance	2×1100μF
容量偏差/Cap.tol	±5% (J)
耐电压/Withstand voltage	Vt-t 1.5U _N /10s (20°C±5°C)
	Vt-c 6000V.AC/10s (50Hz, 20°C±5°C)
损耗角正切/Dissipation factor	tgδ≤0.003 f=100Hz
	介质损耗 tgδ ₀ ≤0.0002
绝缘电阻/Insulation resistance	R _s ×C≥10000s (at20°C 100V.DC 60s)
等效串联电阻/ESR	0.6mΩ(1kHz)
自感/Ls	≤120nH
热阻/Rth	0.8K/W
额定电流/Max.current I _{rms}	2×300A (50°C)
浪涌电压/Nonrecurrent surge voltage(Us)	3900V.DC
脉冲峰值电流/Maximum peak current(I)	2×11kA
浪涌电流/Maximum surge current(Is)	2×33kA
失效率/Failure quota	≤100fit
预期寿命/Life expectancy	≥100000h (U _N ; θ _{hotspot} ≤70°C)
引用标准/Reference standard	IEC61071; IEC61881
重量/Weight	≈60kg
尺寸/Dimension	560mm×190mm×310mm

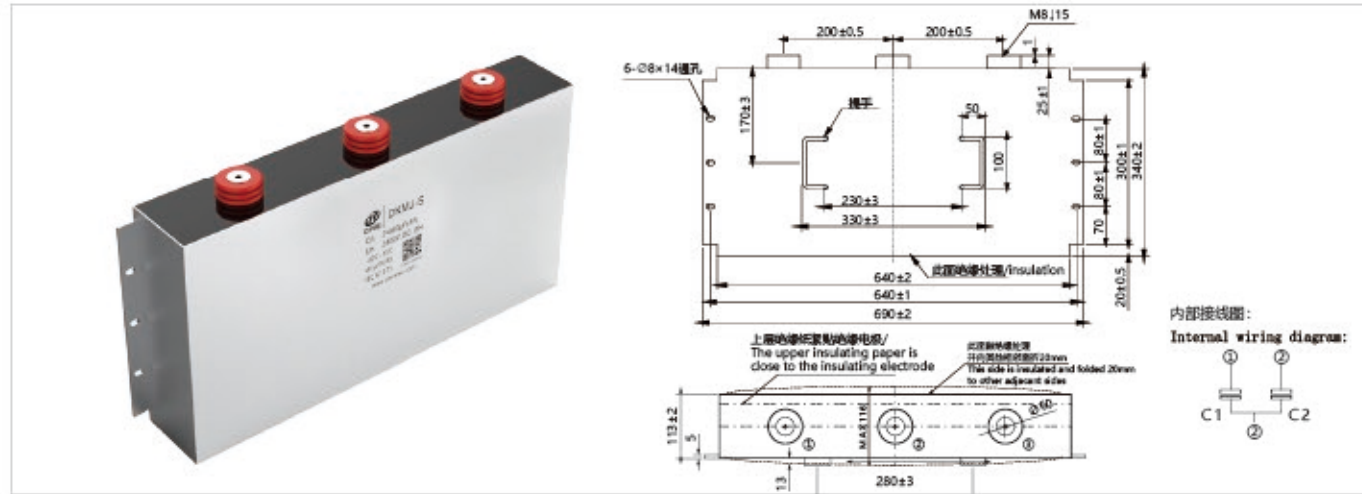


DC-Link 金属化薄膜电容器 (定制品) DKMJ-S series

工作温度范围/Operating temperature range	-40°C ~ 85°C
贮存温度范围/Storage temperature range	-40°C ~ 85°C
额定电压 (U _N) /Rated voltage	3200V.DC
额定容量 (C _N) /Rated capacitance	2×1200μF
容量偏差/Cap.tol	±5% (J)
耐电压/Withstand voltage	Vt-t 1.5U _N /10s (20°C±5°C)
	Vt-c 6000V.AC/10s (50Hz, 20°C±5°C)
损耗角正切/Dissipation factor	tgδ≤0.003 f=100Hz
	介质损耗 tgδ ₀ ≤0.0002
绝缘电阻/Insulation resistance	R _s ×C≥10000s (at20°C 100V.DC 60s)
等效串联电阻/ESR	0.5mΩ(1kHz)
自感/Ls	≤150nH
热阻/Rth	0.7K/W
额定电流/Max.current I _{rms}	2×300A (50°C)
浪涌电压/Nonrecurrent surge voltage(Us)	4800V.DC
脉冲峰值电流/Maximum peak current(I)	2×12kA
浪涌电流/Maximum surge current(Is)	2×24kA
失效率/Failure quota	≤100fit
预期寿命/Life expectancy	≥100000h (U _N ; θ _{hotspot} ≤70°C)
引用标准/Reference standard	IEC61071; IEC61881
重量/Weight	≈95kg
尺寸/Dimension	340mm×175mm×950mm

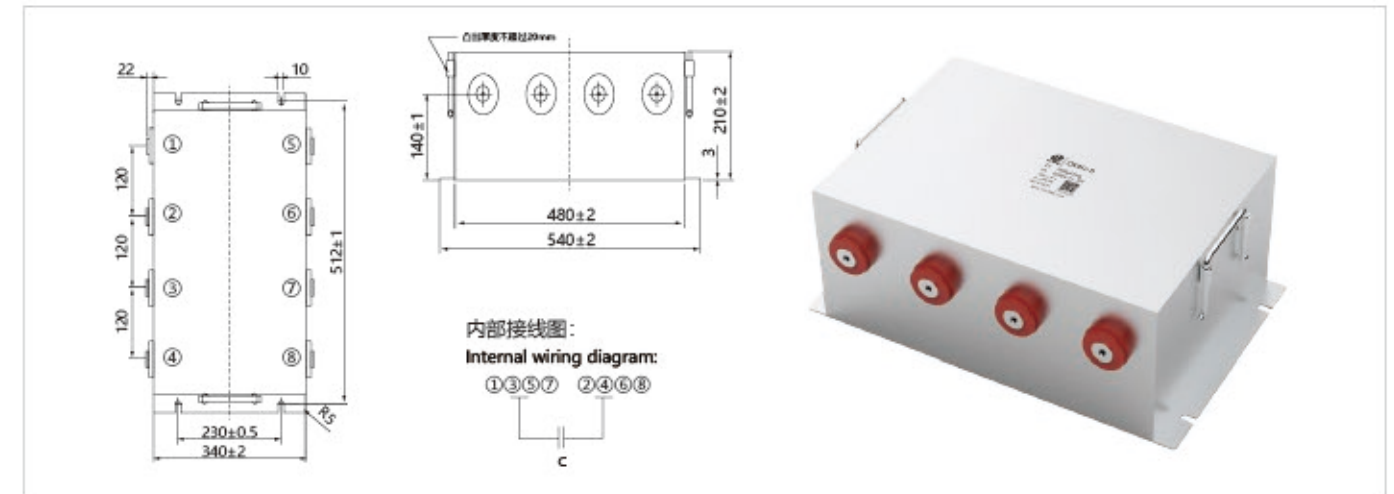


DC-Link 金属化薄膜电容器 (定制品) DKMJ-S series Metalized film capacitor (Custom-made)



DC-Link 金属化薄膜电容器 (定制品) DKMJ-S series

工作温度范围/Operating temperature range	-40°C ~ 85°C
贮存温度范围/Storage temperature range	-40°C ~ 85°C
额定电压 (U _N) /Rated voltage	2400V.DC
额定容量 (C _N) /Rated capacitance	2×880μF
容量偏差/Cap.tol	±5% (J)
耐电压/Withstand voltage	Vt-t 1.5U _N /10s (20°C±5°C)
	Vt-c 10000V.AC/60s (50Hz, 20°C±5°C)
损耗角正切/Dissipation factor	tgδ≤0.003 f=100Hz
	介质损耗 tgδ ₀ ≤0.0002
绝缘电阻/Insulation resistance	R _s ×C≥10000s (at20°C 100V.DC 60s)
等效串联电阻/ESR	0.6mΩ(1kHz)
自感/Ls	≤50nH
热阻/Rth	2.5K/W
额定电流/Max.current I _{rms}	2×150A (70°C)
浪涌电压/Nonrecurrent surge voltage(U _s)	3600V.DC
脉冲峰值电流/Maximum peak current(I)	2×13.2kA
浪涌电流/Maximum surge current(I _s)	2×39.6kA
失效率/Failure quota	≤100fit
预期寿命/Life expectancy	≥100000h (U _N ; θ _{hotspot} ≤70°C)
引用标准/Reference standard	IEC61071; IEC61881
重量/Weight	≈45kg
尺寸/Dimension	640mm×113mm×340mm



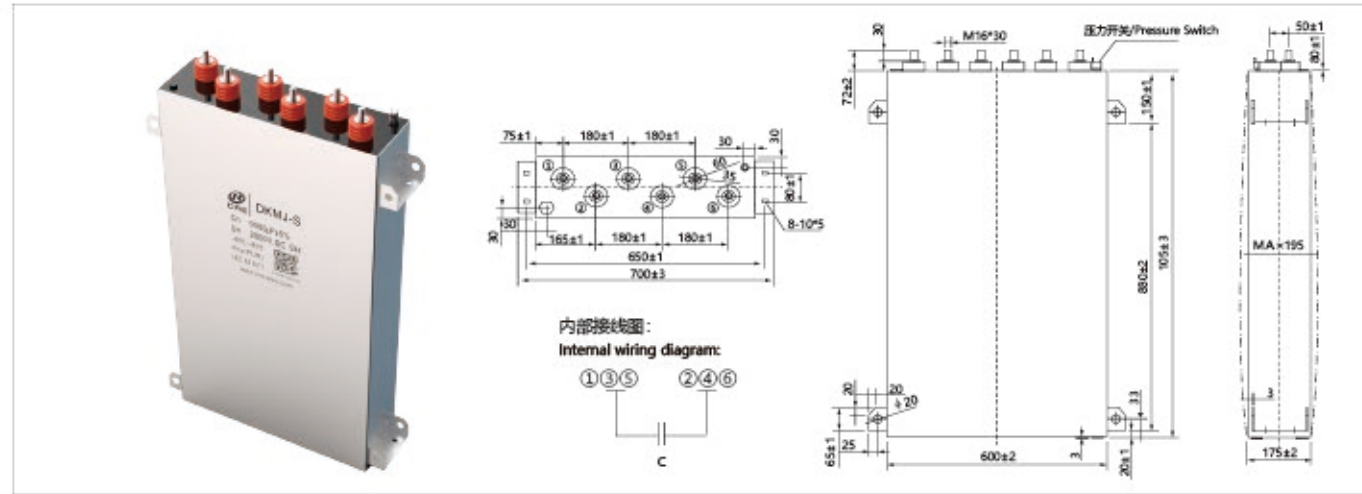
DC-Link 金属化薄膜电容器 (定制品) DKMJ-S series

工作温度范围/Operating temperature range	-40°C ~ 85°C
贮存温度范围/Storage temperature range	-40°C ~ 85°C
额定电压 (U _N) /Rated voltage	2000V.DC
额定容量 (C _N) /Rated capacitance	3500μF
容量偏差/Cap.tol	±5% (J)
耐电压/Withstand voltage	Vt-t 1.5U _N /10s (20°C±5°C)
	Vt-c 10000V.AC/60s (50Hz, 20°C±5°C)
损耗角正切/Dissipation factor	tgδ≤0.003 f=100Hz
	介质损耗 tgδ ₀ ≤0.0002
绝缘电阻/Insulation resistance	R _s ×C≥10000s (at20°C 100V.DC 60s)
等效串联电阻/ESR	0.9mΩ(1kHz)
自感/Ls	≤70nH
热阻/Rth	0.95K/W
额定电流/Max.current I _{rms}	250A (50°C)
浪涌电压/Nonrecurrent surge voltage(U _s)	3000V.DC
脉冲峰值电流/Maximum peak current(I)	35kA
浪涌电流/Maximum surge current(I _s)	105kA
失效率/Failure quota	≤100fit
预期寿命/Life expectancy	≥100000h (U _N ; θ _{hotspot} ≤70°C)
引用标准/Reference standard	IEC61071; IEC61881
重量/Weight	≈55kg
尺寸/Dimension	480mm×340mm×210mm



DC-Link 金属化薄膜电容器 (定制品) DKMJ-S series Metalized film capacitor (Custom-made)

DC-Link 金属化薄膜电容器 DMJ-MC series Metalized film capacitor



DC-Link 金属化薄膜电容器 (定制品) DKMJ-S series

工作温度范围/Operating temperature range	-40°C ~ 85°C
贮存温度范围/Storage temperature range	-40°C ~ 85°C
额定电压 (Un) /Rated voltage	2800V.DC
额定容量 (Cn) /Rated capacitance	9000μF
容量偏差/Cap.tol	±5% (J)
耐电压/Withstand voltage	Vt-t 1.5Un/10s (20°C±5°C)
	Vt-c 6000V.AC/10s (50Hz, 20°C±5°C)
损耗角正切/Dissipation factor	tgδ ≤ 0.00144 f=120Hz
	介质损耗 tgδe ≤ 0.0002
绝缘电阻/Insulation resistance	Rs × C ≥ 10000s (at 20°C 100V.DC 60s)
等效串联电阻/ESR	0.14mΩ(1kHz)
自感/Ls	≤ 55nH
热阻/Rth	0.15K/W
额定电流/Max.current Irms	750A (50°C)
浪涌电压/Nonrecurrent surge voltage(Us)	4200V.DC
脉冲峰值电流/Maximum peak current(I)	32kA
浪涌电流/Maximum surge current(Is)	800kA (5次)
失效率/Failure quota	≤ 100fit
预期寿命/Life expectancy	≥ 100000h (Un; θtop ≤ 70°C)
引用标准/Reference standard	IEC61071
重量/Weight	≈ 150kg
尺寸/Dimension	600mm × 175mm × 1050mm



应用

- 广泛应用于DC-Link电路中, 作滤波储能用。
- 能替代电解电容, 性能更优, 寿命更长。
- 光伏逆变器, 风电变流器; 各种变频器及逆变电源; 纯电动及混合动力汽车; SVG, SVC等各类电能质量管理设备。

Application

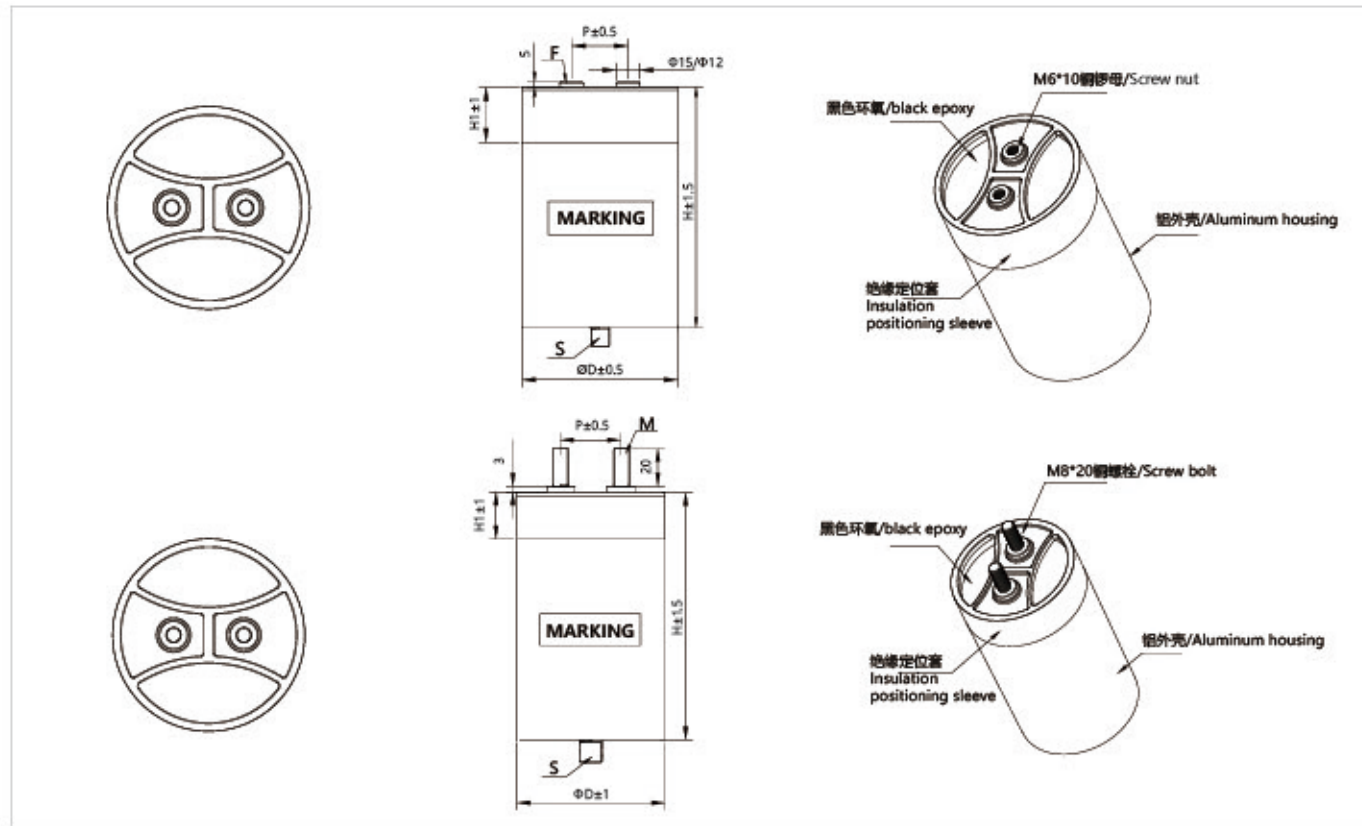
- Widely used in DC-Link circuit for filtering energy storage.
- Can replace electrolytic capacitors, better performance and longer life.
- Pv inverter, wind power converter; All kinds of frequency converter and inverter power supply; Pure electric and hybrid cars; SVG, SVC devices and other kinds of power quality management.

外形图 The contour map

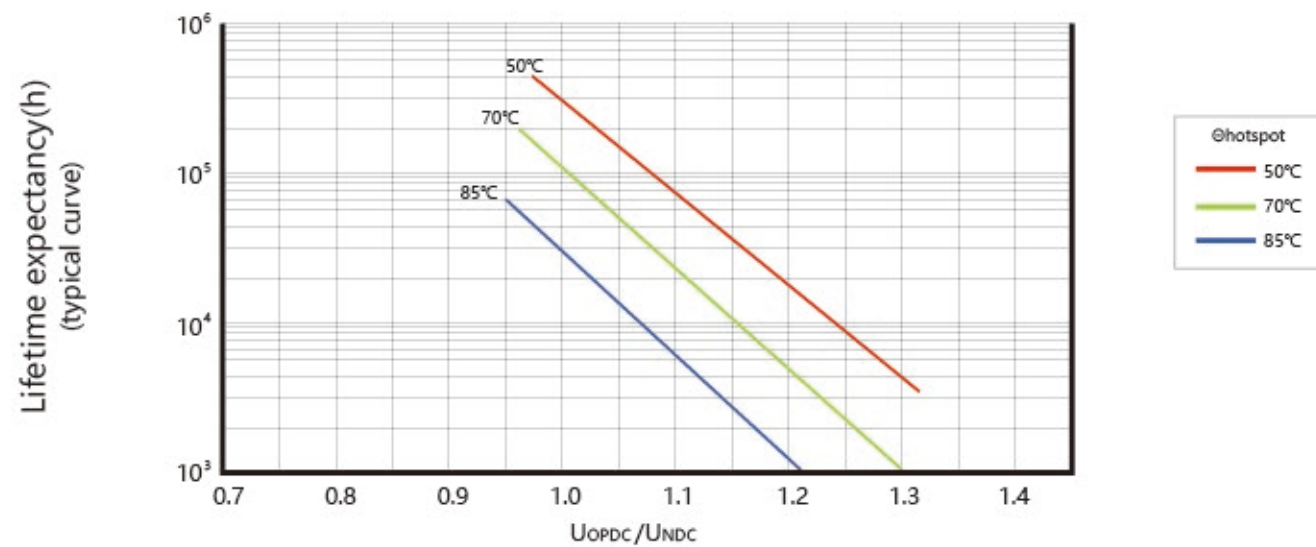
ΦD(mm)	P(mm)	H1(mm)	S	F	M
76	32	20	M12×16	M6×10	M8×20
86	32	20	M12×16	M6×10	M8×20
96	45	20	M12×16	M6×10	M8×20
116	50	30	M12×16	M6×10	M8×20
136	50	30	M16×25	M6×10	M8×20



DC-Link 金属化薄膜电容器 DMJ-MC series Metalized film capacitor



预期寿命曲线图 Life expectancy in the graph



性能参数 Technical data

工作温度范围/Operating temperature range	Max.Operating temperature.,Top,max: +85°C Upper category temperature: +70°C Lower category temperature: -40°C
容量范围 (C _N) /Capacitance range	50μF~4000μF
额定电压 (U _N) /Rated voltage	450V.DC~4000V.DC
容量偏差/Cap.tol	±5% (J) ; ±10% (K)
耐电压/Withstand voltage	Vt-t 1.5U _N DC/60s
	Vt-c 1000+2×U _N /√2(V.AC)60S(min 3000V.AC)
过电压/Over voltage	1.1U _N (30% of on-load-dur.)
	1.15U _N (30min/day)
	1.2U _N (5min/day)
	1.3U _N (1min/day)
	1.5U _N (100ms every time,1000 times during the lifetime)
损耗角正切/Dissipation factor	tgδ≤0.003 , f=100Hz
绝缘电阻/Insulation resistance	R _s ×C≥10000s (at20°C 100V.DC 60s)
耐脉冲电流冲击/Withstand strike current	具体见规格表/See the specification sheet
有效电流/I _{rms}	具体见规格表/See the specification sheet
阻燃性/Flame retardation	UL94V-0
最高使用海拔高度/Maximum altitude	3500m Derating should be considered when the altitude is between 3500m -5500m. (For each increase of 1000m, voltage and current will be reduced by 10%)
预期寿命/Life expectancy	100000h (U _N ;θ _{hotspot} ≤70°C)
引用标准/Reference standard	IEC61071; GB/T17702

产品编码说明 Part number system

Model			Capacitance			U _N (DC)				Cap. tol	diameter	Height			Lead	Bottom mounted type	Shell surface treatment	Internal feature code	
1	2	3	4	5	6	7	8	9	10	11	12	13	14	15	16	17	18	19	20
D	M	C	4	2	7	1	2	0	0	J	D	1	5	5	*	*	*	*	*
1	~	3	位: 型号代码/Model																
4	~	6	位: 标称容量/Nominal Capacity e.g. 427=42×10 ⁷ pF=420μF																
7	~	10	位: 额定电压(直流) / U _N (DC) e.g. 1200=1200VDC																
		11	位: 容量偏差等级/Capacitance Tolerance ±5% (J) ; ±10% (K)																
		12	位: 外壳直径/Shell diameter A=φ50mm B=φ65mm C=φ76mm D=φ86mm																



DC-Link 金属化薄膜电容器 DMJ-MC series

Metalized film capacitor

产品编号说明 Part number system

续上表

Model			Capacitance			Un(DC)				Cap. tol	diameter	Height			Lead	Bottom mounted type	Shell surface treatment	Internal feature code	
1	2	3	4	5	6	7	8	9	10	11	12	13	14	15	16	17	18	19	20
E=φ96mm																			
F=φ116mm																			
G=φ136mm																			
13	~	15	位: 外壳高度/Shell height																
e.g. 155=155mm																			
16	位: 引出形式/Lead																		
M: M8×20 螺栓引出/Screw bolt																			
F: M6×10 螺母引出/Screw nut																			
17	位: 底部安装形式/Bottom mounted type																		
S: 螺杆固定/Screw fixed																			
T: 平底/Flat base																			
18	位: 外壳表面处理方式/Shell surface treatment																		
0: 无阳极氧化处理/Anode-free gasification treatment																			
1: 银色阳极氧化处理/Silver anodized finish																			
19	~	20	位: 内部特征码/Internal feature code																

规格表 Specification table

C _N (μF)	φD (mm)	H (mm)	ESL (nH)	dv/dt (V/μs)	I _p (kA)	I _s (kA)	I _{rms} @50°C (A)	ESR@1kHz (mΩ)	R _{th} (K/W)	P (mm)	Weight (kg)	Part number
U _N 500V.DC												
380	76	75	50	10	3.8	11.4	45	2.2	4.5	32	0.5	DMC3870500*C075*****
500	76	100	40	8	4.0	12.0	65	1.5	3.2	32	0.6	DMC5070500*C100*****
750	76	130	50	5	3.8	11.3	65	1.6	3.0	32	0.75	DMC7570500*C130*****
500	86	75	50	8	4.0	12.0	55	1.8	3.7	32	0.65	DMC5070500*D075*****
1000	86	130	50	5	5.0	15.0	70	1.5	2.7	32	1.1	DMC1080500*D130*****
650	86	100	40	5	3.3	9.8	75	1.2	3.0	32	0.9	DMC6570500*D100*****
650	86	95	40	5	3.3	9.8	75	1.2	3.0	32	0.85	DMC6570500*D095*****
650	96	75	50	5	3.3	9.8	60	1.5	3.7	45	0.75	DMC6570500*E075*****
1250	96	130	50	4	5.0	15.0	80	1	3.1	45	1.2	DMC1280500*E130*****
1800	116	130	50	4	7.2	21.6	85	0.8	3.5	50	1.6	DMC1880500*F130*****
1450	86	180	60	4	5.8	17.4	90	0.9	2.7	32	1.55	DMC1480500*D180*****
2400	116	155	50	3	7.2	21.6	90	0.8	3.5	50	1.9	DMC2480500*F155*****
2700	116	190	60	3	8.1	24.3	100	0.8	2.5	50	2.45	DMC2780500*F190*****
3200	116	233	60	3	9.6	28.8	100	0.65	2.7	50	3	DMC3280500*F233*****



20

规格表 Specification table

续上表

C _N (μF)	φD (mm)	H (mm)	ESL (nH)	dv/dt (V/μs)	I _p (kA)	I _s (kA)	I _{rms} @50°C (A)	ESR@1kHz (mΩ)	R _{th} (K/W)	P (mm)	Weight (kg)	Part number
U _N 600V.DC												
480	76	95	45	4	1.9	5.7	65	1.5	5.6	32	0.60	DMC4870600*C095*****
650	76	120	50	3	1.9	5.7	63	1.9	4.7	32	0.70	DMC6570600*C120*****
780	76	140	55	2	1.6	4.8	59	2.2	4.6	32	0.75	DMC7870600*C140*****
820	76	155	40	4	3.2	9.6	70	1.5	4.3	32	0.90	DMC8270600*C155*****
950	76	175	45	4	3.8	11.4	70	1.5	4.2	32	1.00	DMC9570600*C175*****
650	86	95	45	4	2.6	7.8	70	1.2	5.1	32	0.72	DMC6570600*D095*****
880	86	120	50	3	2.6	7.8	70	1.5	4.7	32	1.00	DMC8870600*D120*****
1000	86	136	55	2	2.0	6.0	65	1.8	4.6	32	1.10	DMC1080600*D136*****
1100	86	140	55	2	2.2	6.6	67	1.7	4.6	32	1.15	DMC1180600*D140*****
1100	86	155	40	4	4.4	13.2	70	1.4	4.4	32	1.25	DMC1180600*D155*****
1300	86	175	45	4	5.2	15.6	70	1.4	4.3	32	1.30	DMC1380600*D175*****
2000	86	252	55	4	8.0	24.0	70	1.1	3.0	32	1.80	DMC2080600*D252*****
1200	116	95	45	4	4.8	14.4	80	0.7	5.4	50	1.20	DMC1280600*F095*****
1600	116	120	50	3	4.8	14.4	80	1.0	5.0	50	1.50	DMC1680600*F120*****
2000	116	140	55	2	4.0	12.0	80	1.1	4.9	50	1.75	DMC2080600*F140*****
2100	116	158	40	4	8.4	25.2	100	0.8	3.6	50	2.00	DMC2180600*F158*****
2400	116	175	45	4	9.6	28.8	100	0.9	3.4	50	2.20	DMC2480600*F175*****
3000	116	230	50	4	12.0	36.0	100	0.8	2.7	50	2.80	DMC3080600*F230*****
5600	136	295	60	3	16.8	50.4	100	0.8	2.0	50	4.90	DMC5680600*G295*****
U _N 700V.DC												
250	76	75	40	15	3.8	11.3	40	3.1	3.0	32	0.50	DMC2570700*C075*****
360	76	95	45	5	1.8	5.4	63	1.6	5.6	32	0.60	DMC3670700*C095*****
470	76	125	45	4	1.9	5.7	60	1.8	5.4	32	0.70	DMC4770700*C125*****
480	76	120	50	4	1.9	5.8	60	2.1	4.7	32	0.70	DMC4870700*C120*****
580	76	140	55	3	1.7	5.2	56	2.4	4.6	32	0.75	DMC5870700*C140*****
620	76	155	40	5	3.1	9.3	70	1.5	4.3	32	0.90	DMC6270700*C155*****
720	76	175	45	5	3.6	10.8	70	1.6	4.2	32	1.00	DMC7270700*C175*****
400	86	85	45	6	2.4	7.2	40	3.0	3.1	32	0.70	DMC4070700*D085*****
480	86	95	45	5	2.4	7.2	70	1.3	5.1	32	0.72	DMC4870700*D095*****
480	86	130	50	5	2.4	7.2	60	2.2	4.6	32	1.05	DMC4870700*D130*****
650	86	120	50	4	2.6	7.8	66	1.7	4.7	32	1.00	DMC6570700*D120*****
750	86	136	55	3	2.3	6.8	62	2.0	4.6	32	1.10	DMC7570700*D136*****
780	86	140	55	3	2.3	7.0	63	1.9	4.6	32	1.15	DMC7870700*D140*****
820	86	155	40	5	4.1	12.3	70	1.4	4.4	32	1.25	DMC8270700*D155*****
950	86	175	45	5	4.8	14.3	70	1.5	4.3	32	1.30	DMC9570700*D175*****
1500	86	252	55	5	7.5	22.5	70	1.1	3.0	32	1.80	DMC1580700*D252*****
920	116	95	45	5	4.6	13.8	80	0.7	5.4	50	1.20	DMC9270700*F095*****
1200	116	120	50	4	4.8	14.4	80	1.0	5.0	50	1.50	DMC1280700*F120*****



21

DC-Link 金属化薄膜电容器 DMJ-MC series

Metalized film capacitor

规格表 Specification table

续上表

C _N (μ F)	ϕ D (mm)	H (mm)	ESL (nH)	dv/dt (V/ μ S)	I _p (kA)	I _s (kA)	I _{rms} @50°C (A)	ESR @1kHz (m Ω)	R _{th} (K/W)	P (mm)	Weight (kg)	Part number
U_N 700V.DC												
1500	116	140	55	3	4.5	13.5	80	1.1	4.9	50	1.75	DMC1580700*F140****
1500	116	158	40	5	7.5	22.5	100	0.8	3.6	50	2.00	DMC1580700*F158****
1800	116	175	45	5	9.0	27.0	100	1.0	3.4	50	2.20	DMC1880700*F175****
2300	116	230	50	5	11.5	34.5	100	0.8	2.7	50	2.80	DMC2380700*F230****
4200	136	295	60	4	16.8	50.4	100	0.8	2.0	50	4.90	DMC4280700*G295****
U_N 800V.DC												
290	76	95	45	6	1.7	5.2	61	1.7	5.6	32	0.60	DMC2970800*C095****
400	76	120	50	4	1.6	4.8	58	2.2	4.7	32	0.70	DMC4070800*C120****
480	76	140	55	4	1.9	5.8	55	2.5	4.6	32	0.75	DMC4870800*C140****
480	76	155	40	4	1.9	5.8	70	1.6	4.3	32	0.90	DMC4870800*C155****
560	76	175	45	6	3.4	10.1	70	1.7	4.2	32	1.00	DMC5670800*C175****
110	86	80	45	20	2.2	6.6	75	1.3	2.1	32	0.60	DMC1170800*D080****
150	86	95	45	30	4.5	13.5	80	1.2	2.0	32	0.72	DMC1570800*D095****
380	86	95	45	8	3.0	9.1	70	1.4	5.1	32	0.72	DMC3870800*D095****
400	86	85	40	6	2.4	7.2	35	3.0	4.1	32	0.65	DMC4070800*D085****
520	86	120	50	4	2.1	6.2	64	1.8	4.7	32	1.00	DMC5270800*D120****
580	86	136	55	4	2.3	7.0	62	2.0	4.6	32	1.10	DMC5870800*D136****
630	86	140	55	3	1.9	5.7	60	2.1	4.6	32	1.15	DMC6370800*D140****
650	86	155	40	3	2.0	5.9	70	1.5	4.4	32	1.25	DMC6570800*D155****
750	86	175	45	6	4.5	13.5	70	1.6	4.3	32	1.30	DMC7570800*D175****
1100	86	252	55	4	4.4	13.2	70	1.2	3.0	32	1.80	DMC1180800*D252****
720	116	95	45	6	4.3	13.0	80	0.8	5.4	50	1.20	DMC7270800*F095****
980	116	120	50	4	3.9	11.8	79	1.1	5.0	50	1.50	DMC9870800*F120****
1200	116	140	55	4	4.8	14.4	77	1.2	4.9	50	1.75	DMC1280800*F140****
1200	116	158	40	6	7.2	21.6	100	0.85	3.6	50	2.00	DMC1280800*F158****
1500	116	175	45	6	9.0	27.0	100	1.0	3.4	50	2.20	DMC1580800*F175****
1800	116	230	50	6	10.8	32.4	100	0.8	2.7	50	2.80	DMC1880800*F230****
3200	136	295	60	5	16.0	48.0	100	0.8	2.0	50	4.90	DMC3280800*G295****
UN 900V.DC												
290	76	95	45	6	1.7	5.2	56	2.0	5.6	32	0.60	DMC2970900*C095****
400	76	120	50	4	1.6	4.8	54	2.6	4.7	32	0.70	DMC4070900*C120****
480	76	140	55	4	1.9	5.8	51	2.9	4.6	32	0.75	DMC4870900*C140****
480	76	155	40	6	2.9	8.6	69	1.7	4.3	32	0.90	DMC4870900*C155****
560	76	175	45	6	3.4	10.1	68	1.8	4.2	32	1.00	DMC5670900*C175****
570	76	175	45	8	4.6	13.8	68	1.8	4.2	32	1.00	DMC5770900*C175****
200	88	100	40	12	2.4	7.2	50	1.0	0.8	32	0.75	DMC2070900*D100****
300	86	105	40	10	3	12	50	1.7	3.5	32	0.80	DMC3070900*D105****
340	88	110	40	20	6.8	20.4	80	0.75	3.1	32	0.95	DMC3470900*D110****

规格表 Specification table

续上表

C _N (μ F)	ϕ D (mm)	H (mm)	ESL (nH)	dv/dt (V/ μ S)	I _p (kA)	I _s (kA)	I _{rms} @50°C (A)	ESR @1kHz (m Ω)	R _{th} (K/W)	P (mm)	Weight (kg)	Part number
UN 900V.DC												
380	86	95	45	6	2.3	6.8	65	1.6	5.1	32	0.72	DMC3870900*D095****
520	86	120	50	4	2.1	6.2	60	2.1	4.7	32	1.00	DMC5270900*D120****
580	86	136	55	4	2.3	7.0	59	2.2	4.6	32	1.10	DMC5870900*D136****
630	86	140	55	4	2.5	7.6	56	2.4	4.6	32	1.15	DMC6370900*D140****
650	86	155	40	6	3.9	11.7	70	1.5	4.4	32	1.25	DMC6570900*D155****
750	86	175	45	6	4.5	13.5	70	1.6	4.3	32	1.30	DMC7570900*D175****
840	86	180	50	5	4.2	12.6	80	1.6	1.5	32	1.30	DMC8470900*D180****
1100	86	252	55	6	6.6	19.8	70	1.3	3.0	32	1.80	DMC1180900*D252****
800	96	136	50	5	4	12	70	1.8	1.7	45	1.35	DMC8070900*E136****
720	116	95	45	6	4.3	13.0	80	0.9	5.4	50	1.20	DMC7270900*F095****
980	116	120	50	4	3.9	11.8	76	1.2	5.0	50	1.50	DMC9870900*F120****
1000	116	215	45	10	10	30	120	0.4	1.4	50	2.50	DMC1080900*F215****
1200	116	140	55	4	4.8	14.4	71	1.4	4.9	50	1.75	DMC1280900*F140****
1200	116	158	40	6	7.2	21.6	100	0.9	3.6	50	2.00	DMC1280900*F158****
1320	116	175	45	6	8.0	24.0	80	1.0	2.4	50	2.20	DMC1380900*F175****
1500	116	175	45	6	9.0	27.0	96	1.1	3.4	50	2.20	DMC1580900*F175****
1800	116	230	50	6	10.8	32.4	100	0.8	2.7	50	2.80	DMC1880900*F230****
3000	116	374	80	5	15	45	100	1.1	1.8	50	4.60	DMC3080900*F374****
3200	136	295	60	5	16.0	48.0	100	0.8	2.0	50	4.90	DMC3280900*G295****
UN 1000V.DC												
220	76	95	45	7	1.5	4.6	53	2.2	5.6	32	0.60	DMC2271000*C095****
300	76	120	50	5	1.5	4.5	51	2.9	4.7	32	0.70	DMC3071000*C120****
360	76	140	55	4	1.4	4.3	48	3.3	4.6	32	0.75	DMC3671000*C140****
360	76	155	40	8	2.9	8.6	65	1.9	4.3	32	0.90	DMC3671000*C155****
420	76	175	45	7	2.9	8.8	65	2.0	4.2	32	1.00	DMC4271000*C175****
270	86	95	45	12	3.2	9.6	55	1.1	4.5	32	0.72	DMC2771000*D095****
290	86	95	45	7	2.0	6.1	62	1.8	5.1	32	0.72	DMC2971000*D095****
400	86	120	50	5	2.0	6.0	57	2.3	4.7	32	1.00	DMC4071000*D120****
470	86	136	55	5	2.4	7.1	59	2.2	4.6	32	1.10	DMC4771000*D136****
480	86	140	55	4	1.9	5.8	54	2.6	4.6	32	1.15	DMC4871000*D140****
500	86	155	40	8	4.0	12.0	70	1.6	4.4	32	1.25	DMC5071000*D155****
560	86	175	45	7	3.9	11.8	69	1.7	4.3	32	1.30	DMC5671000*D175****
900	86	252	55	7	6.3	18.9	70	1.3	3.0	32	1.80	DMC9071000*D252****
540	116	95	45	7	3.8	11.3	80	1.0	5.4	50	1.20	DMC5471000*F095****
740	116	120	50	5	3.7	11.1	70	1.4	5.0	50	1.50	DMC7471000*F120****
900	116	140	55	4	3.6	10.8	69	1.5	4.9	50	1.75	DMC9071000*F140****
900	116	158	40	8	7.2	21.6	100	0.95	3.6	50	2.00	DMC9071000*F158****
1100	116	175	45	7	7.7	23.1	92	1.2	3.4	50	2.20	DMC1181000*F175****



DC-Link 金属化薄膜电容器 DMJ-MC series Metalized film capacitor

规格表 Specification table

续上表

C _N (μF)	φD (mm)	H (mm)	ESL (nH)	dv/dt (V/μs)	I _p (kA)	I _s (kA)	I _{rms} @50°C (A)	ESR @1kHz (mΩ)	R _{th} (K/W)	P (mm)	Weight (kg)	Part number
U _N 1000V.DC												
1400	116	230	50	8	11.2	33.6	100	0.9	2.7	50	2.80	DMC1481000*F230*****
500	136	185	50	10	5	15	150	1.2	1.2	50	3.00	DMC5071000*G185*****
1000	136	230	60	4	4	12	150	1.2	1.2	50	4.20	DMC1081000*G230*****
2500	136	295	60	6	15.0	45.0	100	0.9	20	50	4.90	DMC2581000*G295*****
U _N 1100V.DC												
170	76	95	40	13	2.0	6.1	51	2.3	4.1	32	0.60	DMC1771100*C095*****
180	76	95	45	8	1.4	4.3	52	2.3	5.6	32	0.60	DMC1871100*C095*****
250	76	120	50	6	1.5	4.5	50	3.0	4.7	32	0.70	DMC2571100*C120*****
300	76	140	55	5	1.5	4.5	47	3.5	4.6	32	0.75	DMC3071100*C140*****
310	76	155	40	9	2.8	8.4	65	1.9	4.3	32	0.90	DMC3171100*C155*****
360	76	175	45	8	2.9	8.6	65	2.0	4.2	32	1.00	DMC3671100*C175*****
240	86	95	45	8	1.9	5.8	60	1.9	5.1	32	0.72	DMC2471100*D095*****
330	86	120	50	6	2.0	5.9	56	2.4	4.7	32	1.00	DMC3371100*D120*****
420	86	136	55	5	2.1	6.3	58	2.3	4.6	32	1.10	DMC4271100*D136*****
420	88	136	40	12	5.0	15	75	1.5	1.8	32	1.15	DMC4271100*D136*****
420	86	155	40	9	3.8	11.3	63	1.7	4.4	32	1.25	DMC4271100*D155*****
480	86	173	40	11	5.0	15	80	1.0	2.3	32	1.30	DMC4871100*D173*****
500	86	174	45	10	5.0	15	80	1.1	2.1	32	1.30	DMC5071100*D174*****
750	86	230	55	8	6.0	18.0	70	1.3	3.0	32	1.70	DMC7571100*D230*****
750	86	252	55	8	6.0	18.0	70	1.3	3.0	32	1.80	DMC7571100*D252*****
840	86	255	60	7	6.0	18.0	75	2.0	1.4	32	1.85	DMC8471100*D255*****
600	96	155	50	5	3.0	9.0	70	1.6	1.9	45	1.50	DMC6071100*E155*****
660	96	155	50	5	3.0	9.0	70	1.6	1.9	45	1.50	DMC6671100*E155*****
450	116	95	45	8	3.6	10.8	80	1.0	5.4	50	1.20	DMC4571100*F095*****
620	116	120	50	6	3.7	11.2	70	1.4	5.0	50	1.50	DMC6271100*F120*****
750	116	140	55	5	3.8	11.3	66	1.6	4.9	50	1.75	DMC7571100*F140*****
780	116	158	40	9	7.0	21.1	100	0.9	3.6	50	2.00	DMC7871100*F158*****
920	116	175	45	8	7.4	22.1	96	1.1	3.4	50	2.20	DMC9271100*F175*****
1000	116	180	60	4	4	12	85	1.1	1.9	50	2.25	DMC1081100*F180*****
1200	116	180	60	4	4.8	14.4	75	1.3	2.1	50	2.25	DMC1281100*F180*****
1200	116	230	50	9	10.8	32.4	100	0.9	2.7	50	2.80	DMC1281100*F230*****
1500	116	275	50	5	7.5	22.5	100	0.8	1.9	50	3.40	DMC1581100*F275*****
1600	116	275	50	5	8	24	100	0.8	1.9	50	3.40	DMC1681100*F275*****
2000	116	335	70	6	12	36	100	1.3	1.2	50	4.00	DMC2081100*F335*****
1700	136	230	60	6	10.2	30.6	100	1.1	1.4	50	3.80	DMC1781100*G230*****
2200	136	295	60	7	15.4	46.2	100	0.9	2.0	50	4.90	DMC2281100*G295*****
3060	136	335	70	5	15.3	45.9	100	0.9	2.0	50	6.00	DMC3081100*G335*****

规格表 Specification table

续上表

C _N (μF)	φD (mm)	H (mm)	ESL (nH)	dv/dt (V/μs)	I _p (kA)	I _s (kA)	I _{rms} @50°C (A)	ESR @1kHz (mΩ)	R _{th} (K/W)	P (mm)	Weight (kg)	Part number
U _N 1200V.DC												
140	76	95	45	10	1.4	4.2	48	2.7	5.6	32	0.60	DMC1471200*C095*****
200	76	120	50	7	1.4	4.2	47	3.4	4.7	32	0.70	DMC2071200*C120*****
240	76	140	55	6	1.4	4.3	44	3.9	4.6	32	0.75	DMC2471200*C140*****
240	76	155	40	11	2.6	7.9	64	2.0	4.3	32	0.90	DMC2471200*C155*****
280	76	175	45	10	2.8	8.4	63	2.1	4.2	32	1.00	DMC2871200*C175*****
190	86	95	45	10	1.9	5.7	57	2.1	5.1	32	0.72	DMC1971200*D095*****
260	86	120	50	7	1.8	5.5	53	2.7	4.7	32	1.00	DMC2671200*D120*****
320	86	136	55	6	1.9	5.8	55	2.5	4.6	32	1.10	DMC3271200*D136*****
330	86	140	55	6	2.0	5.9	50	3.0	4.6	32	1.15	DMC3371200*D140*****
330	86	155	40	11	3.6	10.9	66	1.8	4.4	32	1.25	DMC3371200*D155*****
380	86	175	45	10	3.8	11.4	65	1.9	4.3	32	1.30	DMC3871200*D175*****
420	86	136	55	5	2.1	6.3	58	2.3	4.6	32	1.10	DMC4271200*D136*****
420	88	136	40	12	5.0	15	75	1.5	1.8	32	1.15	DMC4271200*D136*****
420	86	155	40	12	5	15	70	1.5	2.0	32	1.25	DMC4271200*D155*****
580	86	252	55	10	5.8	17.4	70	1.5	3.0	32	1.80	DMC5871200*D252*****
600	86	225	50	10	6	18	70	1.5	3.0	32	1.70	DMC6071200*D225*****
700	86	225	60	7	4.9	14.7	70	1.8	1.7	32	1.70	DMC7071200*D225*****
360	116	95	45	10	3.6	10.8	76	1.1	5.4	50	1.20	DMC3671200*F095*****
500	116	120	50	7	3.5	10.5	66	1.6	5.0	50	1.50	DMC5071200*F120*****
600	116	140	55	6	3.6	10.8	63	1.8	4.9	50	1.75	DMC6071200*F140*****
620	116	158	40	11	6.8	20.5	98	1.0	3.6	50	2.00	DMC6271200*F158*****
720	116	175	45	10	7.2	21.6	92	1.2	3.4	50	2.20	DMC7271200*F175*****
920	116	180	50	10	9.2	27.6	75	1.5	1.8	50	2.25	DMC9271200*F180*****
950	116	230	50	11	10.5	31.4	100	0.9	2.7	50	2.80	DMC9571200*F230*****
1000	116	190	50	11	11	33	80	0.9	2.6	50	2.40	DMC1081200*F190*****
1000	116	230	50	11	11	33	100	0.9	2.7	50	2.80	DMC1081200*F230*****
1200	116	230	50	6	7.2	21.6	100	0.9	2.7	50	2.80	DMC1281200*F230*****
1700	136	295	60	9	15.3	45.9	100	0.9	2.0	50	4.90	DMC1781200*G295*****
U _N 1300V.DC												
120	76	95	45	11	1.3	4.0	46	2.9	5.6	32	0.60	DMC1271300*C095*****
170	76	120	50	8	1.4	4.1	45	3.7	4.7	32	0.70	DMC1771300*C120*****
210	76	140	55	7	1.5	4.4	43	4.1	4.6	32	0.75	DMC2171300*C140*****
210	76	155	40	13	2.7	8.2	62	2.1	4.3	32	0.90	DMC2171300*C155*****
240	76	175	45	11	2.6	7.9	60	2.3	4.2	32	1.00	DMC2471300*C175*****
130	86	80	40	23	3.0	9.0	40	4.2	2.2	32	0.60	DMC1371300*D080*****
170	86	95	45	11	1.9	5.6	56	2.2	5.1	32	0.72	DMC1771300*D095*****
230	86	120	50	8	1.8	5.5	52	2.8	4.7	32	1.00	DMC2371300*D120*****
270	86	136	55	7	1.9	5.7	52	2.8	4.6	32	1.10	DMC2771300*D136*****



DC-Link 金属化薄膜电容器 DMJ-MC series

Metalized film capacitor

规格表 Specification table

续上表

C _N (μF)	φD (mm)	H (mm)	ESL (nH)	dv/dt (V/μs)	I _p (kA)	I _s (kA)	I _{rms} @50°C (A)	ESR @1kHz (mΩ)	R _{th} (K/W)	P (mm)	Weight (kg)	Part number
U_N 1300V.DC												
270	86	140	55	7	1.9	5.7	48	3.3	4.6	32	1.15	DMC2771300*D140*****
280	86	155	40	13	3.6	10.9	66	1.8	4.4	32	1.25	DMC2871300*D155*****
320	86	175	45	11	3.5	10.6	65	1.9	4.3	32	1.30	DMC3271300*D175*****
520	86	252	55	11	5.7	17.2	70	1.5	3.0	32	1.80	DMC5271300*D252*****
320	116	95	45	11	3.5	10.6	73	1.2	5.4	50	1.20	DMC3271300*F095*****
430	116	120	50	8	3.4	10.3	66	1.6	5.0	50	1.50	DMC4371300*F120*****
520	116	140	55	7	3.6	10.9	63	1.8	4.9	50	1.75	DMC5271300*F140*****
540	116	158	40	13	7.0	21.1	98	1.0	3.6	50	2.00	DMC5471300*F158*****
630	116	175	45	11	6.9	20.8	92	1.2	3.4	50	2.20	DMC6371300*F175*****
650	116	175	45	11	7.2	21.6	80	2.2	1.1	50	2.20	DMC6571300*F175*****
820	116	230	50	13	10.7	32.0	100	0.9	2.7	50	2.80	DMC8271300*F230*****
1300	136	225	60	14	18.0	54.0	72	1.6	1.8	50	2.80	DMC1381300*G225*****
1500	136	295	60	10	15.0	45.0	100	1.0	2.0	50	4.90	DMC1581300*G295*****
U_N 1400V.DC												
100	76	95	45	13	1.3	3.9	45	3.1	5.6	32	0.60	DMC1071400*C095*****
140	76	120	50	10	1.4	4.2	43	4.0	4.7	32	0.70	DMC1471400*C120*****
170	76	140	55	8	1.4	4.1	41	4.6	4.6	32	0.75	DMC1771400*C140*****
170	76	155	40	15	2.6	7.7	59	2.3	4.3	32	0.90	DMC1771400*C155*****
200	76	175	45	13	2.6	7.8	59	2.4	4.2	32	1.00	DMC2071400*C175*****
140	86	95	45	13	1.8	5.5	53	2.4	5.1	32	0.72	DMC1471400*D095*****
190	86	120	50	10	1.9	5.7	49	3.1	4.7	32	1.00	DMC1971400*D120*****
230	86	136	55	8	1.8	5.5	51	2.9	4.6	32	1.10	DMC2371400*D136*****
240	86	155	40	15	3.6	10.8	65	1.9	4.4	32	1.25	DMC2471400*D155*****
270	86	175	45	13	3.5	10.5	62	2.1	4.3	32	1.30	DMC2771400*D175*****
420	86	252	55	13	5.5	16.4	70	1.5	3.0	32	1.80	DMC4271400*D252*****
800	96	255	55	9	7.2	21.6	100	1.8	2.6	45	2.30	DMC8071400*E255*****
260	116	95	45	13	3.4	10.1	70	1.3	5.4	50	1.20	DMC2671400*F095*****
360	116	120	50	9	3.2	9.7	62	1.8	5.0	50	1.50	DMC3671400*F120*****
450	116	140	55	8	3.6	10.8	59	2.0	4.9	50	1.75	DMC4571400*F140*****
460	116	158	40	15	6.9	20.7	94	1.1	3.6	50	2.00	DMC4671400*F158*****
540	116	175	45	13	7.0	21.1	79	1.3	3.4	50	2.20	DMC5471400*F175*****
700	116	230	50	15	10.5	31.5	94	0.9	2.7	50	2.80	DMC7071400*F230*****
1300	136	295	60	11	14.3	42.9	100	1.05	2.0	50	4.90	DMC1381400*G295*****
U_N 1500V.DC												
90	76	95	45	14	1.3	3.8	44	3.3	5.6	32	0.60	DMC9061500*C095*****
120	76	120	50	10	1.2	3.6	41	4.4	4.7	32	0.70	DMC1271500*C120*****
150	76	140	55	9	1.4	4.1	39	4.9	4.6	32	0.75	DMC1571500*C140*****
150	76	155	40	16	2.4	7.2	58	2.4	4.3	32	0.90	DMC1571500*C155*****



规格表 Specification table

续上表

C _N (μF)	φD (mm)	H (mm)	ESL (nH)	dv/dt (V/μs)	I _p (kA)	I _s (kA)	I _{rms} @50°C (A)	ESR @1kHz (mΩ)	R _{th} (K/W)	P (mm)	Weight (kg)	Part number
U_N 1500V.DC												
170	76	175	45	14	2.4	7.1	58	2.5	4.2	32	1.00	DMC1771500*C175*****
120	86	95	45	14	1.7	5.0	51	2.6	5.1	32	0.72	DMC1271500*D095*****
170	86	120	50	10	1.7	5.1	48	3.3	4.7	32	1.00	DMC1771500*D120*****
200	86	136	55	9	1.8	5.4	50	3.0	4.6	32	1.10	DMC2071500*D136*****
210	86	155	40	16	3.4	10.1	63	2.0	4.4	32	1.25	DMC2171500*D155*****
240	86	175	45	14	3.4	10.1	62	2.1	4.3	32	1.30	DMC2471500*D175*****
330	86	216	40	10	3.3	9.9	72	2.5	1.2	32	1.70	DMC3371500*D216*****
380	86	252	55	14	5.3	16.0	70	1.5	3.0	32	1.80	DMC3871500*D252*****
210	96	130	40	20	4.2	12.6	70	3.5	1.0	45	1.20	DMC2171500*E130*****
230	116	95	45	14	3.2	9.7	68	1.4	5.4	50	1.20	DMC2371500*F095*****
320	116	120	50	10	3.2	9.6	60	1.9	5.0	50	1.50	DMC3271500*F120*****
390	116	140	55	9	3.5	10.5	58	2.1	4.9	50	1.75	DMC3971500*F140*****
420	116	158	40	16	6.7	20.2	94	1.1	3.6	50	2.00	DMC4271500*F158*****
470	116	175	45	14	6.6	19.7	79	1.3	3.4	50	2.20	DMC4771500*F175*****
600	116	230	50	16	9.6	28.8	89	1.0	2.7	50	2.80	DMC6071500*F230*****
1100	136	295	60	12	13.2	39.6	100	1.1	2.0	50	4.90	DMC1181500*G295*****
U_N 2000V.DC												
110	86	140	65	17	1.9	5.6	42	3.5	4.5	32	1.05	DMC1172000*D140*****
180	86	225	60	21	3.8	11.3	69	1.8	3.2	32	1.65	DMC1872000*D225*****
270	96	230	60	10	2.7	8.4	65	2.0	1.8	45	2.10	DMC2772000*E230*****
180	116	120	60	21	3.8	11.3	61	2.1	3.5	50	1.60	DMC1872000*F120*****
200	116	125	60	20	4	12	60	4	1.1	50	1.60	DMC2072000*F125*****
220	116	140	65	17	3.7	11.2	60	2.3	3.3	50	1.85	DMC2272000*F140*****
260	116	175	55	29	7.5	22.6	93	1.1	2.9	50	2.30	DMC2672000*F175*****
290	116	180	60	18	5.3	15.9	70	2	1.5	50	2.35	DMC2972000*F180*****
360	116	225	60	21	7.6	22.7	93	1.3	2.4	50	2.85	DMC3672000*F225*****
580	116	270	65	10	5.8	17.4	100	3	2.0	50	3.30	DMC5872000*F270*****
250	136	120	60	21	5.3	15.8	67	1.8	2.9	50	2.15	DMC2572000*G120*****
310	136	140	65	17	5.3	15.8	66	2.0	2.7	50	2.45	DMC3172000*G140*****
360	136	175	55	29	10.4	31.3	99	1.0	2.4	50	3.15	DMC3672000*G175*****
500	136	225	60	21	10.5	31.5	98	1.2	2.1	50	3.90	DMC5072000*G225*****
610	136	265	60	17	10.4	31.1	98	1.3	1.9	50	4.50	DMC6172000*G265*****
800	136	335	60	14	11.2	33.6	102	1.0	1.5	50	6.00	DMC8072000*G335*****
880	136	360	75	14	11.5	34.5	100	0.75	2	50	6.30	DMC8872000*G360*****
U_N 2200V.DC												
90	86	140	65	20	1.8	5.4	41	3.7	4.5	32	1.05	DMC9062200*D140*****
150	86	225	60	25	3.8	11.3	68	1.9	3.2	32	1.65	DMC1572200*D225*****
140	116	120	60	25	3.5	10.5	59	2.2	3.6	50	1.60	DMC1472200*F120*****



DC-Link 金属化薄膜电容器 DMJ-MC series

Metalized film capacitor

规格表 Specification table

续上表

C _N (μF)	φD (mm)	H (mm)	ESL (nH)	dv/dt (V/μS)	I _p (kA)	I _s (kA)	I _{rms} @50°C (A)	ESR @1kHz (mΩ)	R _{th} (K/W)	P (mm)	Weight (kg)	Part number
U_N 2200V.DC												
170	116	140	65	20	3.4	10.2	58	2.5	3.3	50	1.85	DMC1772200*F140****
180	116	130	65	20	3.6	10.8	80	3	1.6	50	1.80	DMC1872200*F130****
210	116	175	55	34	7.1	21.4	91	1.1	2.9	50	2.30	DMC2172200*F175****
250	116	180	65	30	7.5	22.5	50	5	1.2	50	2.30	DMC2572200*F180****
290	116	225	60	25	7.3	21.8	91	1.4	2.4	50	2.90	DMC2972200*F225****
200	136	120	60	25	5.0	15.0	66	1.9	2.9	50	2.15	DMC2072200*G120****
250	136	140	65	20	5.0	15.0	65	2.1	2.7	50	2.45	DMC2572200*G140****
290	136	175	55	34	9.9	29.6	97	1.0	2.4	50	3.15	DMC2972200*G175****
400	136	225	60	25	10.0	30.0	96	1.2	2.1	50	3.90	DMC4072200*G225****
500	136	265	60	20	10.0	30.0	97	1.4	1.9	50	4.50	DMC5072200*G265****
540	136	275	70	11	6	18	70	2	1.5	50	4.60	DMC5472200*G275****
U_N 2400V.DC												
75	86	140	65	24	1.8	5.4	40	3.9	4.5	32	1.05	DMC7562400*D140****
120	86	225	60	29	3.5	10.4	65	2.0	3.2	32	1.65	DMC1272400*D225****
120	116	120	60	29	3.5	10.4	58	2.3	3.6	50	1.60	DMC1272400*F120****
140	116	140	65	24	3.4	10.1	56	2.6	3.3	50	1.85	DMC1472400*F140****
170	116	175	55	41	7.0	20.9	89	1.2	2.9	50	2.30	DMC1772400*F175****
240	116	225	60	29	7.0	20.9	89	1.4	2.5	50	2.85	DMC2472400*F225****
160	136	120	60	29	4.6	13.9	63	2.0	3.0	50	2.20	DMC1672400*G120****
200	136	140	65	24	4.8	14.4	63	2.2	2.8	50	2.50	DMC2072400*G140****
240	136	175	55	41	9.8	29.5	95	1.1	2.5	50	3.15	DMC2472400*G175****
330	136	225	60	29	9.6	28.7	94	1.3	2.1	50	3.90	DMC3372400*G225****
410	136	265	60	24	9.8	29.5	95	1.4	1.9	50	4.50	DMC4172400*G265****
U_N 2600V.DC												
63	86	140	65	28	1.8	5.3	38	4.1	4.5	32	1.05	DMC6362600*D140****
100	86	225	60	34	3.4	10.2	63	2.1	3.2	32	1.65	DMC1072600*D225****
100	116	120	60	34	3.4	10.2	57	2.4	3.6	50	1.60	DMC1072600*F120****
120	116	140	65	28	3.4	10.1	55	2.7	3.3	50	1.85	DMC1272600*F140****
140	116	175	55	47	6.6	19.7	87	1.2	2.9	50	2.30	DMC1472600*F175****
200	116	225	60	34	6.8	20.4	87	1.5	2.5	50	2.85	DMC2072600*F225****
140	136	120	60	34	4.8	14.3	63	2.0	3.0	50	2.15	DMC1472600*G120****
170	136	140	65	28	4.8	14.3	62	2.3	2.8	50	2.45	DMC1772600*G140****
200	136	175	55	47	9.4	28.2	94	1.1	2.5	50	3.15	DMC2072600*G175****
284	136	225	60	34	9.7	29.0	93	1.3	2.1	50	3.90	DMC2872600*G225****
340	136	265	60	28	9.5	28.6	92	1.5	1.9	50	4.50	DMC3472600*G265****
U_N 2800V.DC												
54	86	140	65	32	1.7	5.2	37	4.3	4.5	32	1.05	DMC5462800*D140****
88	86	225	60	39	3.4	10.3	62	2.2	3.2	32	1.65	DMC8862800*D225****

规格表 Specification table

续上表

C _N (μF)	φD (mm)	H (mm)	ESL (nH)	dv/dt (V/μS)	I _p (kA)	I _s (kA)	I _{rms} @50°C (A)	ESR @1kHz (mΩ)	R _{th} (K/W)	P (mm)	Weight (kg)	Part number
U_N 2800V.DC												
86	116	120	60	39	3.4	10.1	56	2.5	3.6	50	1.60	DMC8662800*F120****
100	116	140	65	32	3.2	9.6	53	2.9	3.4	50	1.85	DMC1072800*F140****
120	116	175	55	55	6.6	19.8	85	1.3	2.9	50	2.30	DMC1272800*F175****
170	116	225	60	39	6.6	19.9	85	1.5	2.5	50	2.85	DMC1772800*F225****
120	136	120	60	39	4.7	14.0	62	2.1	3.0	50	2.15	DMC1272800*G120****
140	136	140	65	32	4.5	13.4	59	2.4	2.8	50	2.50	DMC1472800*G140****
170	136	175	55	55	9.4	28.1	92	1.1	2.5	50	3.15	DMC1772800*G175****
240	136	225	60	39	9.4	28.1	92	1.3	2.1	50	3.90	DMC2472800*G225****
290	136	265	60	32	9.3	27.8	91	1.5	1.9	50	4.50	DMC2972800*G265****
U_N 3000V.DC												
46	86	140	65	34	1.6	4.7	36	4.6	4.6	32	1.05	DMC4663000*D140****
75	86	225	60	42	3.2	9.5	61	2.3	3.2	32	1.65	DMC7563000*D225****
74	116	120	60	42	3.1	9.3	54	2.6	3.6	50	1.60	DMC7463000*F120****
90	116	140	65	35	3.2	9.5	53	2.9	3.3	50	1.80	DMC9063000*F140****
100	116	175	55	59	5.9	17.7	83	1.3	3.0	50	2.35	DMC1073000*F175****
140	116	225	60	42	5.9	17.6	82	1.6	2.5	50	2.90	DMC1473000*F225****
100	136	120	60	42	4.2	12.6	60	2.2	3.0	50	2.15	DMC1073000*G120****
120	136	140	65	35	4.2	12.6	58	2.5	2.8	50	2.50	DMC1273000*G140****
140	136	175	55	59	8.3	24.8	89	1.2	2.5	50	3.15	DMC1473000*G175****
200	136	225	60	42	8.4	25.2	89	1.4	2.2	50	3.90	DMC2073000*G225****
250	136	265	60	35	8.8	26.3	89	1.6	1.9	50	4.50	DMC2573000*G265****
U_N 3200V.DC												
40	86	140	65	37	1.5	4.4	35	4.9	4.6	32	1.05	DMC4063200*D140****
65	86	225	60	45	2.9	8.8	59	2.4	3.2	32	1.65	DMC6563200*D225****
64	116	120	60	45	2.9	8.6	53	2.7	3.6	50	1.60	DMC6463200*F120****
78	116	140	65	37	2.9	8.7	52	3.1	3.4	50	1.80	DMC7863200*F140****
92	116	175	55	63	5.8	17.4	83	1.3	3.0	50	2.30	DMC9263200*F175****
120	116	225	60	45	5.4	16.2	80	1.7	2.5	50	2.90	DMC1273200*F225****
90	136	120	60	45	4.1	12.2	59	2.2	3.0	50	2.15	DMC9063200*G120****
110	136	140	65	37	4.1	12.2	58	2.5	2.8	50	2.45	DMC1173200*G140****
120	136	175	55	63	7.6	22.7	87	1.2	2.6	50	3.20	DMC1273200*G175****
180	136	225	60	45	8.1	24.3	89	1.4	2.2	50	3.85	DMC1873200*G225****
220	136	265	60	37	8.1	24.4	88	1.6	1.9	50	4.45	DMC2273200*G265****
U_N 3600V.DC												
24	86	140	65	69	1.7	5.0	37	4.2	4.6	32	1.10	DMC2464000*D140****
28	86	140	65	59	1.7	5.0	38	4.0	4.6	32	1.10	DMC2863600*D140****
38	86	225	60	85	3.2	9.7	62	2.1	3.3	32	1.70	DMC3864000*D225****
45	86	225	60	73	3.3	9.9	64	2.0	3.3	32	1.70	DMC4563600*D225****



DC-Link 金属化薄膜电容器 DMJ-MC series Metalized film capacitor

DC-Link 金属化薄膜电容器 DMJ-PC series Metalized film capacitor

规格表 Specification table

续上表

C _N (μF)	φD (mm)	H (mm)	ESL (nH)	dv/dt (V/μS)	I _p (kA)	I _s (kA)	I _{rms} @50°C (A)	ESR @1kHz (mΩ)	R _{th} (K/W)	P (mm)	Weight (kg)	Part number
U_N 3600V.DC												
44	116	120	60	74	3.3	9.8	57	2.3	3.7	50	1.65	DMC4463600*F120*****
54	116	140	65	59	3.2	9.6	55	2.7	3.4	50	1.90	DMC5463600*F140*****
88	116	225	60	74	6.5	19.5	87	1.4	2.5	50	3.00	DMC8863600*F225*****
110	116	265	60	60	6.6	19.8	85	1.6	2.3	50	3.45	DMC1173600*F265*****
61	136	120	60	73	4.5	13.4	63	2.0	3.0	50	2.25	DMC6163600*G120*****
75	136	140	65	60	4.5	13.5	61	2.3	2.8	50	2.55	DMC7563600*G140*****
120	136	225	60	74	8.9	26.6	92	1.3	2.2	50	4.05	DMC1273600*G225*****
150	136	265	60	60	9.0	27.0	92	1.5	2.0	50	4.70	DMC1573600*G265*****
U_N 4000V.DC												
37	116	120	60	85	3.1	9.4	55	2.4	3.7	50	1.65	DMC3764000*F120*****
46	116	140	65	69	3.2	9.5	54	2.8	3.4	50	1.90	DMC4664000*F140*****
74	116	225	60	85	6.3	18.9	85	1.5	2.5	50	3.00	DMC7464000*F225*****
92	116	265	60	69	6.3	19.0	83	1.7	2.3	50	3.45	DMC9264000*F265*****
52	136	120	60	85	4.4	13.3	62	2.1	3.0	50	2.25	DMC5264000*G120*****
64	136	140	65	69	4.4	13.2	60	2.3	2.8	50	2.55	DMC6464000*G140*****
100	136	225	60	85	8.5	25.5	90	1.3	2.2	50	4.05	DMC1074000*G225*****
130	136	265	60	69	9.0	26.9	91	1.5	2.0	50	4.65	DMC1374000*G265*****

铜螺母/螺柱引出, 安装简单方便
Copper nut/screw leads, easy installation

耐压高, 具有自愈性
Resistance to high voltage, with self-healing

塑料外壳封装, 干式树脂灌注
Box-type, dry resin infusion

高纹路电流, 高dv/dt承受能力
High ripple current, high dv/dt withstand capability

容量大, 体积小
Large capacity, small size

应用

- 广泛应用于DC-link电路中, 作滤波储能用。
- 能替代电解电容, 性能更优, 寿命更长。
- 光伏逆变器, 风电变流器; 各种变频器及逆变电源; 纯电动及混合动力汽车; SVG, SVC等各类电能质量管理设备。

Application

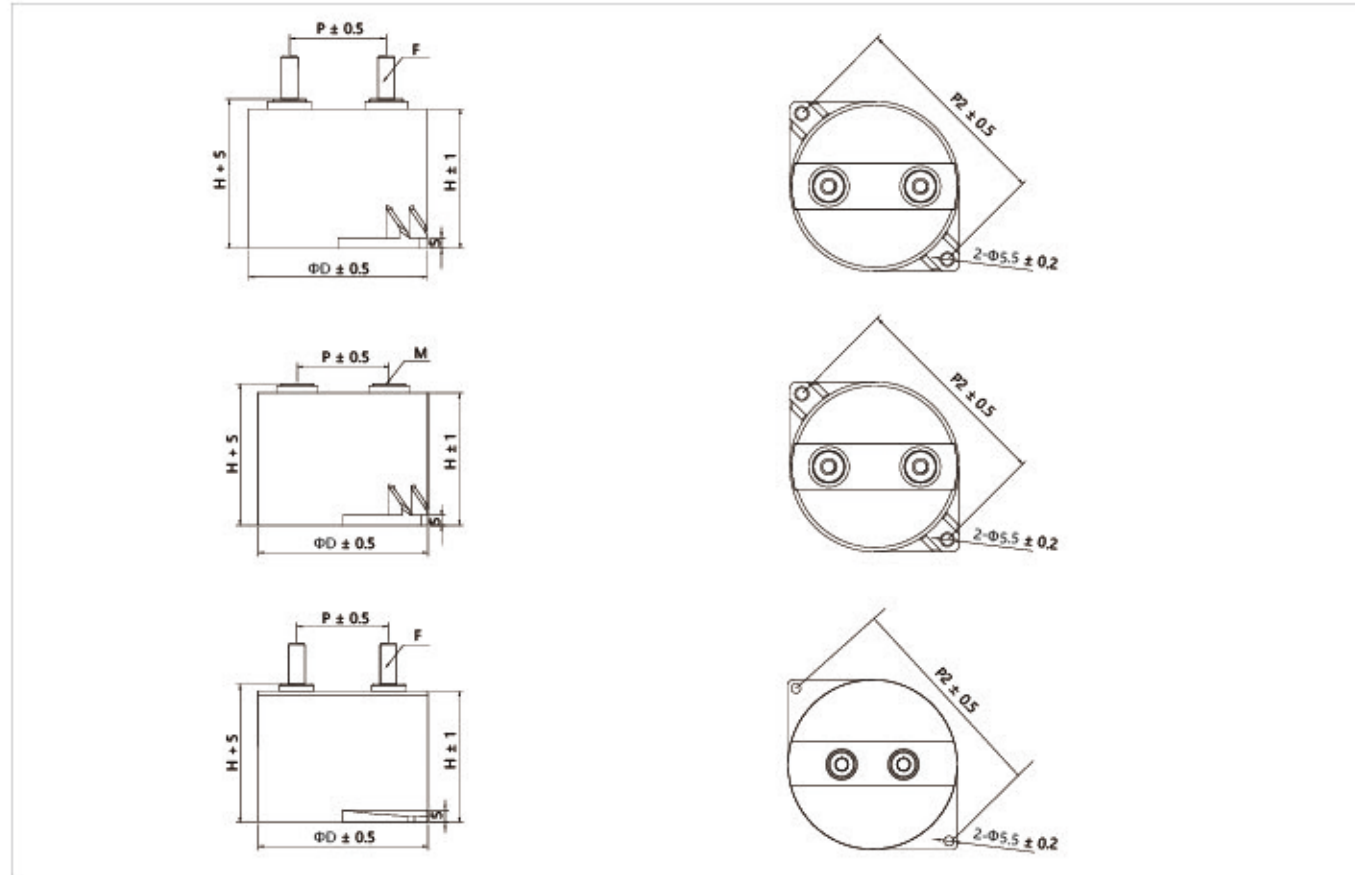
- Widely used in DC-link circuit for filtering energy storage.
- Can replace electrolytic capacitors, better performance and longer life.
- Pv inverter, wind power converter, All kinds of frequency converter and inverter power supply; Pure electric and hybrid cars; SVG, SVC devices and other kinds of power quality management.

标准尺寸 Standard Dimension

Φd (mm)	H (mm)	P (mm)	P2	F	M
84.5	40	45	101	M5×7	M8×20
84.5	51	45	101	M5×7	M8×20
84.5	65	45	101	M5×7	M8×20
84.5	76	45	101	M5×7	M8×20
115	64	45	133	M5×10	M8×20

DC-Link 金属化薄膜电容器 DMJ-PC series Metalized film capacitor

外形图 The contour map



性能参数 Technical data

工作温度范围/Operating temperature range	Max.Operating temperature,Topmax: +105°C Upper category temperature: +85°C Lower category temperature: -40°C
容量范围 (C _N)/Capacitance range	50μF~380μF
额定电压 (U _N)/Rated voltage	450V.DC~1500V.DC
容量偏差/Cap.tol	±5% (J) ; ±10% (K)
耐电压/Withstand voltage	Vt-t 1.5U _N DC/60s Vt-c 1000+2×U _N /√2 V.AC60s (min3000 V.AC)
损耗角正切/Dissipation factor	tgδ≤0.002 f=1000Hz 介质损耗 tgδ ₆₀ ≤0.0002
绝缘电阻/Insulation resistance	Rs×C≥10000s (at 20°C 100V.DC 60s)



性能参数 Technical data

续上表

过电压/Over voltage	1.1U _N (30% of on-load-dur.) 1.15U _N (30min/day) 1.2U _N (5min/day) 1.3U _N (1min/day) 1.5U _N (100ms every time 1000times during the lifetime)
耐脉冲电流冲击/Withstand strike current	见规格表/For details, see the specification sheet
有效电流/Irms	见规格表/For details, see the specification sheet
阻燃性/Flame retardation	UL94V-0
最高使用海拔高度/Maximum altitude	3500m Derating should be considered when the altitude is between 3500m -5500m. (For each increase of 1000m, voltage and current will be reduced by 10%)
预期寿命/Life expectancy	100000h (U _N ; θ _{hotspot} ≤70°C)
引用标准/Reference standard	IEC61071; IEC61881; IEC60068

产品编码说明 Part number system

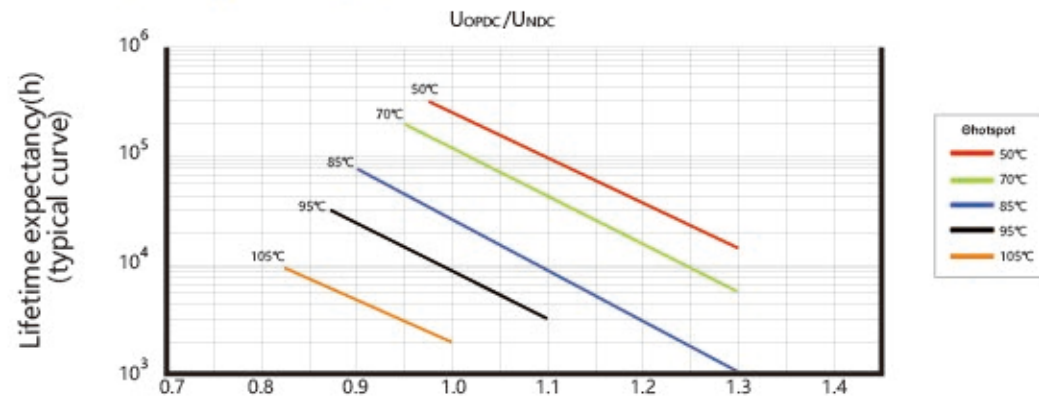
Model			Capacitance			U _N (DC)				Cap. tol	Size	Lead	Internal feature code	
1	2	3	4	5	6	7	8	9	10	11	12	13	14	15
D	P	C	2	2	7	0	6	0	0	K	1	M	0	1
1	~	3	位:	型号代码/Model										
4	~	6	位:	标称容量/Nominal Capacity e.g. 227=22×10 ⁷ pF=220μF										
7	~	10	位:	额定电压 (直流) / U _N (DC) e.g. 0600=600VDC										
		11	位:	容量偏差等级/Capacitance Tolerance ±5% (J) ; ±10% (K)										
		12	位:	尺寸代码/Size 1:84.5×40 (p=45) 2:84.5×51 (p=45) 3:84.5×65 (p=45) 4:84.5×76 (p=45) 5:115×64 (p=60)										
		13	位:	引出形式/Lead M:M8×20螺栓引出/Screw bolt F:M5×7螺母引出/Screw nut										
14	~	15	位:	内部特征码/Internal feature code										



DC-Link 金属化薄膜电容器 DMJ-PC series Metalized film capacitor

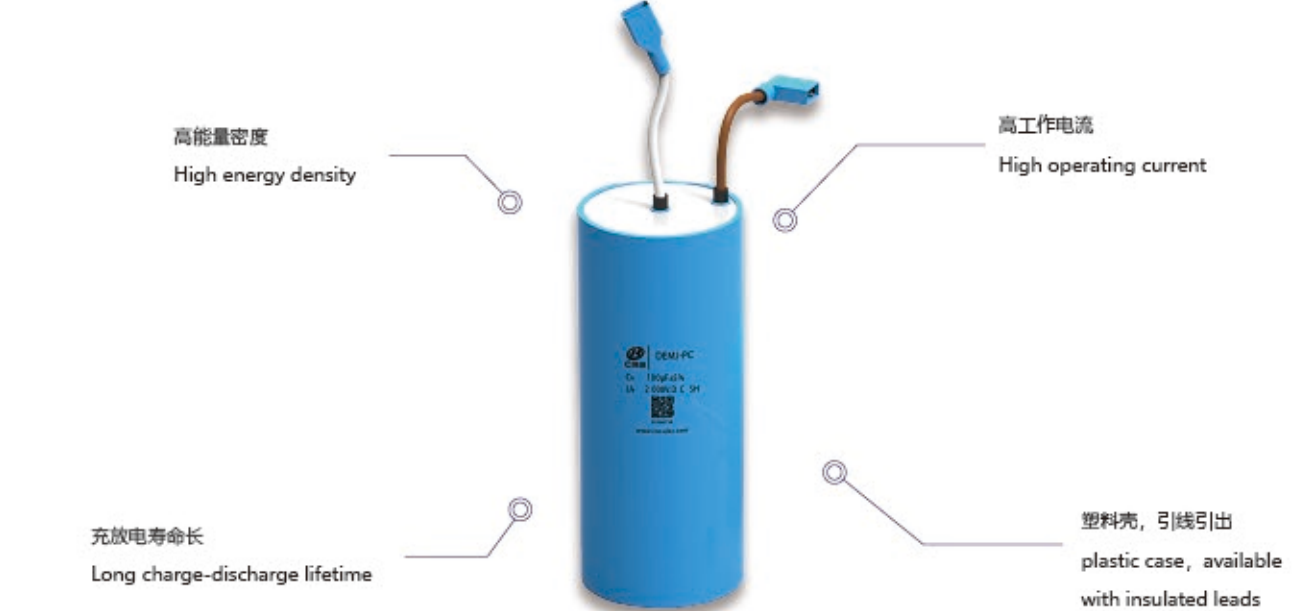
储能脉冲薄膜电容器 DEMJ-PC series Energy storage/Pulse film capacitor

预期寿命曲线图 Life expectancy in the graph



规格表 Specification table

Un (VDC)	Cn (μF)	ESR 10kHz (mΩ)	Rth (K/W)	Irms @55°C (A)	dv/dt (V/us)	Ip (A)	尺寸/Dimension		Ls (nH)	Weight (kg)	Part number
							ΦD (mm)	H (mm)			
450	180	0.7	6	85	12	2160	84.5	40	25	0.35	DPC1870450*1***
	280	0.8	5	85	10	2800	84.5	51	32	0.4	DPC2870450*2***
	330	0.7	4.8	95	9	2970	84.5	65	40	0.5	DPC3370450*3***
	380	1	4.8	80	8	3040	84.5	65	40	0.5	DPC3870450*3***
	700	0.8	3.7	95	5	3500	115	64	40	0.9	DPC7070450*5***
600	110	0.8	6	82	20	2200	84.5	40	25	0.34	DPC1170600*1***
	180	0.9	5	85	13	2340	84.5	51	32	0.4	DPC1870600*2***
	220	0.7	4.8	95	11	2420	84.5	65	40	0.5	DPC2270600*3***
	280	1	4.8	80	9	2520	84.5	65	40	0.5	DPC2870600*3***
	470	0.9	3.7	95	8	3760	115	64	40	0.9	DPC4770600*5***
800	75	1	6	72	25	1875	84.5	40	25	0.35	DPC7560800*1***
	120	0.9	5	82	19	2280	84.5	51	32	0.4	DPC1270800*2***
	150	0.9	5	82	16	2400	84.5	51	32	0.4	DPC1570800*2***
	140	0.8	4.8	90	18	2520	84.5	65	40	0.5	DPC1470800*3***
	140	1.1	4.8	75	18	2520	84.5	65	40	0.5	DPC1470800*3***
900	220	1.1	4.8	75	11	2420	84.5	65	40	0.5	DPC2270800*3***
	320	0.9	3.7	90	12	3840	115	64	40	0.9	DPC3270800*5***
	100	0.9	5	82	19	2280	84.5	51	32	0.4	DPC1070900*2***
	150	0.9	5	82	16	2400	84.5	51	32	0.4	DPC1570900*2***
	140	0.8	4.8	90	18	2520	84.5	65	40	0.5	DPC1470900*3***
1100	140	1.1	4.8	75	18	2520	84.5	65	40	0.5	DPC1470900*3***
	60	1.5	6	58	30	1800	84.5	40	25	0.35	DPC6061100*1***
	90	1.5	5	64	25	2250	84.5	51	32	0.4	DPC9061100*2***
	120	1	4.8	78	20	2400	84.5	65	40	0.5	DPC1271100*3***
	140	1.5	4.8	65	18	2520	84.5	65	40	0.5	DPC1471100*3***
1300	150	1.5	4.6	65	18	2700	84.5	76	45	0.55	DPC1571100*4***
	190	1.7	4.6	61	16	3040	84.5	76	45	0.55	DPC1971100*4***
	240	1.2	3.7	82	14	3360	115	64	40	0.9	DPC2471100*5***
	70	1.4	5.3	63	26	1820	84.5	51	32	0.4	DPC7061300*2***
	100	1.8	5.0	57	19	1900	84.5	65	40	0.5	DPC1071300*3***
1400	130	1.9	4.6	58	16	2080	84.5	76	45	0.55	DPC1371300*4***
	56	1.5	5.3	61	28	1568	84.5	51	32	0.4	DPC5661400*2***
	86	1.8	5.0	57	20	1720	84.5	65	40	0.5	DPC8661400*3***
1500	110	1.9	4.6	58	16	1760	84.5	76	45	0.55	DPC1171400*4***
	50	1.6	5.3	59	30	1500	84.5	51	32	0.4	DPC5061500*2***
	76	1.9	5.0	56	22	1672	84.5	65	32	0.5	DPC7661500*3***
	95	2.1	4.6	55	18	2710	84.5	76	40	0.55	DPC9561500*4***



应用 Application

- 除颤器;
- 脉冲储能应用领域;

应用 Application

- External defibrillator;
- Pulse power applications;

性能参数 Technical data

工作温度范围 / Operating temperature range	Max.Operating temperature.,Top, max : +105°C Upper category temperature: + 85°C Lower category temperature : - 40°C
容量范围 / Capacitance range	32μF~200μF
额定电压 / Rated voltage	1500V.DC - 5000V.DC
存储能量 / energy	400J~500J
容量偏差 / Cap.tol	± 5%(J); ± 10%(K)
耐脉冲电流冲击 / Withstand strike current	5~10kA
耐电压 / Withstand voltage	1.1Un (50ms every time, 1000 times during the whole life)
绝缘电阻/Insulation resistance	Rs × C ≥ 10000s (at 20°C 5000V.DC)
寿命预期 / life time expectancy	10000 pulse @ 55°C, 95%RH Un
失效率 / Failure rate	100fit
阻燃性/ Flame retardation	UL94V-0
引用标准 / Reference standard	JB/T8168

DC-Link 金属化薄膜电容器 DMJ-PS series Metalized film capacitor

镀锡铜线引出, 体积小, 安装简单方便
Leads with tinned copper wire, small size,
easy installation

自感 (ESL) 小, 等效串联电阻 (ESR) 小
Low ESL and ESR

塑料方壳封装, 干式树脂灌注
Plastic shell encapsulation, dry
resin infusion.

高脉冲电流, 高dv/dt承受能力
High pulse current,
high dv/dt withstand capability



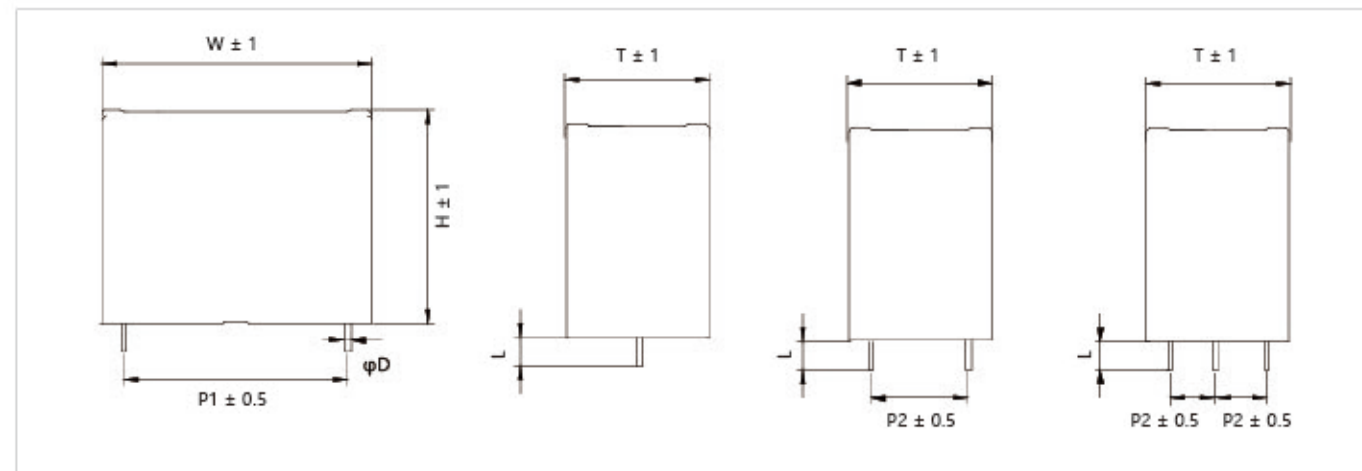
应用

- 广泛应用于DC - Link电路中, 作滤波储能用。
- 能替代电解电容, 性能更优, 寿命更长。
- 光伏逆变器, 风电变频器; 各种变频器及逆变电源; 纯电动及混合动力汽车; 充电桩, UPS等。

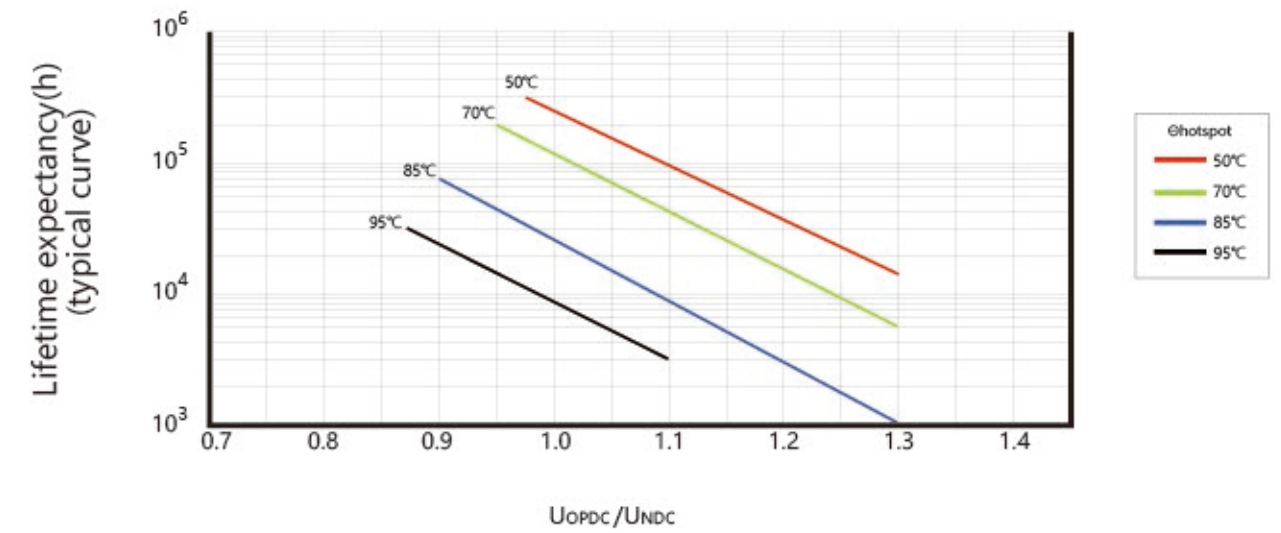
Application

- Widely used in DC - Link circuit for filtering energy storage.
- Can replace electrolytic capacitors, better performance and longer life.
- Pv inverter, wind power converter; All kinds of frequency converter and inverter power supply; Pure electric and hybrid cars; charging pile, UPS, etc.

外形图 The contour map



预期寿命曲线图 Life expectancy in the graph



性能参数 Technical data

工作温度范围 / Operating temperature range	Max. Operating temperature, Top, max : + 105°C Upper category temperature : +85°C Lower category temperature : -40°C
容量范围 (C _N) / Capacitance range	1μF - 200μF
额定电压 (U _N) / Rated voltage	450V.DC - 1800V.DC
容量偏差 / Cap.tol	±5% (J) ; ±10% (K)
耐电压 / Withstand voltage	1.5U _N DC / 60s
过电压/Over voltage	1.1U _N (30% of on - load - dur.)
	1.15U _N (30min / day)
	1.2U _N (5min / day)
	1.3U _N (1min / day)
	1.5U _N (100ms every time, 1000 times during the lifetime)
损耗角正切 / Dissipation factor	tgδ ≤ 0.0015 f = 100Hz
绝缘电阻 / Insulation resistance	R _s × C > 10000s (at 20°C 100V.DC)
耐脉冲电流冲击 / Withstand strike current	见规格表 / See the specification sheet
有效电流 / Irms	见规格表 / See the specification sheet
阻燃性 / Flame retardation	UL94V - 0
引用标准 / Reference standard	IEC61071



DC-Link 金属化薄膜电容器 DMJ-PS series

Metalized film capacitor

产品编码说明 Part number system

Model			Capacitance			U _N (DC)				Cap. tol	Number of leads	P1	P2	Length of leads	Internal feature code	
1	2	3	4	5	6	7	8	9	10	11	12	13	14	15	16	17
D	P	S	7	5	6	0	7	0	0	J	4	2	2	1	0	1

1 ~ 3 位: 型号代码/Model

4 ~ 6 位: 标称容量/Nominal Capacity

e.g. 756 = $75 \times 10^6 \text{pF} = 75 \mu\text{F}$

7 ~ 10 位: 额定电压 (直流) / U_N(DC)

e.g. 0700 = 700VDC

11 位: 容量偏差等级/Capacitance Tolerance

±5% (J) ; ±10% (K)

12 位: 引出数量/Number of leads

2: 2 pins

4: 4 pins

6: 6 pins

13 位: 脚距P1/Distance between mounting holes P1

1: P1 = 37.5mm

2: P1 = 52.5mm

3: others

14 位: 脚距P2/Distance between mounting holes P2

0: no

1: P2 = 10.2mm

2: P2 = 20.3mm

3: others



38

产品编码说明 Part number system

续上表

15 位: 引出长度/Length of leads

1:L=4mm

2:L=15mm

16 ~ 17 位: 内部特征码/Internal feature code

规格表 Specification table

C _N (μF)	Number of wires	φD (mm)	W (mm)	T (mm)	H (mm)	Mounting hole distance (mm)		ESR (mΩ)	dv/dt (V/μS)	I _p (A)	I _{rms} @10kHz/85°C (A)	Part number
						P1	P2					
U _N 450V.DC (85°C) 550V.DC(70°C) 300V.DC(105°C)												
4	2	0.8	32	11	20	27.5	----	20.5	75	300	4	DPS4050450*230***
5	2	0.8	32	11	20	27.5	----	21.9	75	375	5	DPS5050450*230***
7	2	0.8	32	15	24	27.5	----	11.5	75	525	6.5	DPS7050450*230***
10	2	0.8	32	15	24	27.5	----	7.5	75	750	6.5	DPS1060450*230***
12	2	1	32	21	31	27.5	----	7	75	900	10	DPS1260450*230***
20	2	1.2	42.5	24.5	27.5	37.5	----	7	40	800	11	DPS2060450*210***
22	2	0.8	32	22	37	27.5	----	5.9	75	1650	10	DPS2260450*230***
30	4	1.2	42	24	44	37.5	20.3	6.5	40	1200	15	DPS3060450*412***
45	4	1.2	42.5	29	37	37.5	20.3	6	40	1800	17	DPS4560450*412***
50	4	1.2	42.5	30	45	37.5	20.3	4	40	2000	16	DPS5060450*412***
60	4	1.2	42.5	30	45	37.5	20.3	4.5	40	2400	18.5	DPS6060450*412***
60	4	1.2	42.5	33	45	37.5	20.3	4.5	40	2400	18.5	DPS6060450*412***
75	4	1.2	42.5	35	50	37.5	20.3	3	20	1500	19	DPS7560450*412***
75	4	1.2	57.5	30	45	52.5	20.3	3.2	20	1500	18	DPS7560450*422***
80	4	1.2	57.5	30	45	52.5	20.3	5	20	1600	16.5	DPS8060450*422***
100	4	1.2	42.5	40	55	37.5	20.3	2.8	20	2000	20	DPS1070450*412***
100	4	1.2	57.5	35	50	52.5	20.3	3	20	2000	22	DPS1070450*422***
110	4	1.2	57.5	35	50	52.5	20.3	3	20	2200	23	DPS1170450*422***
120	4	1.2	57.5	38	54	52.5	20.3	2.8	20	2400	25	DPS1270450*422***
140	4	1.2	57.5	35	65	52.5	20.3	2.5	20	2800	26.7	DPS1470450*422***
140	4	1.2	57.5	45	65	52.5	20.3	2.5	20	2800	28	DPS1470450*422***
150	4	1.2	57.5	42.5	56	52.5	20.3	2.5	20	3000	28	DPS1570450*422***
150	4	1.2	57.5	45	55	52.5	20.3	2.5	20	3000	28	DPS1570450*422***
200	4	1.2	57.5	45	65	52.5	20.3	2.3	20	4000	28	DPS2070450*422***
U _N 600V.DC (85°C) 700V.DC(70°C) 450V.DC(105°C)												
12	2	0.8	32	18	33	27.5	----	10.8	75	900	12	DPS1260600*230***
30	4	1	42	24	44	37.5	12.7	6.5	30	900	18.5	DPS3060600*413***

39



DC-Link 金属化薄膜电容器 DMJ-PS series Metalized film capacitor

规格表 Specification table

续上表

C _N (µF)	Number of wires	φD (mm)	W (mm)	T (mm)	H (mm)	Mounting hole distance (mm)		ESR (mΩ)	dv/dt (V/µS)	I _p (A)	I _{rms} @10kHz85°C (A)	Part number
						P1	P2					
U _N 600V.DC (85°C) 700V.DC(70°C) 450V.DC(105°C)												
50	4	1.2	42.5	35	50	37.5	20.3	4.2	30	1500	28.7	DPS5060600*412***
110	4	1.2	57.5	35	50	52.5	20.3	3	20	2200	23	DPS1170600*422***
110	4	1.2	57.5	45	55	52.5	20.3	3	20	2200	27	DPS1170600*422***
140	4	1.2	57.5	45	65	52.5	20.3	3	15	2800	35	DPS1470600*422***
U _N 700V.DC (85°C) 800V.DC(70°C) 500V.DC(105°C)												
2	2	0.8	32	9	18	27.5	----	47.8	75	150	2.8	DPS2050700*230***
3	2	0.8	32	11	20	27.5	----	23	75	225	4	DPS3050700*230***
4	2	0.8	32	11	20	27.5	----	23.9	75	300	4.1	DPS4050700*230***
5	2	0.8	32	15	24	27.5	----	14	75	375	6	DPS5050700*230***
6	2	0.8	32	15	24	27.5	----	18.6	75	450	7.1	DPS6050700*230***
7	2	0.8	32	15	24	27.5	----	15.9	75	525	8.3	DPS7050700*230***
8	2	1	32	18	28	27.5	----	8.5	75	600	8.5	DPS8050700*230***
9	2	0.8	32	15	30	27.5	----	12.4	75	675	10.7	DPS9050700*230***
10	2	1	32	21	31	27.5	----	7	75	750	10	DPS1060700*230***
10	2	1.2	42.5	24.5	27.5	37.5	----	10	40	400	10	DPS1060700*210***
12	2	0.8	32	18	33	27.5	----	10.8	75	900	12	DPS1260700*230***
12	2	1.2	32	22	37	27.5	----	9	75	900	11.5	DPS1260700*230***
12	2	1	41	16	32	37.5	----	16.3	40	480	7.4	DPS1260700*210***
15	2	0.8	32	22	37	27.5	----	9	75	1125	12	DPS1560700*230***
15	4	0.8	32	22	37	27.5	10.2	7.4	75	1125	16.5	DPS1560700*431***
18	2	0.8	32	22	37	27.5	----	8	75	1350	12	DPS1860700*230***
18	4	0.8	32	22	37	27.5	10.2	6.2	75	1350	17	DPS1860700*431***
20	4	1	42	24	44	37.5	10.2	7.5	40	800	12	DPS2060700*411***
20	4	1.2	42	24	44	37.5	20.3	7.5	40	800	12	DPS2060700*412***
25	4	1.2	42.5	29	37	37.5	20.3	6	40	1000	12	DPS2560700*412***
40	4	1.2	42.5	33	45	37.5	20.3	5.5	40	1600	13	DPS4060700*412***
40	4	1.2	57.5	30	45	52.5	20.3	6	20	800	15	DPS4060700*422***
45	4	1.2	42.5	35	50	37.5	20.3	5	40	1800	15	DPS4560700*412***
50	4	1.2	57.5	30	45	52.5	20.3	5.5	20	1000	18	DPS5060700*422***
55	4	1.2	42.5	40	55	37.5	20.3	4.5	40	2200	18	DPS5560700*412***
60	4	1.2	57.5	35	50	52.5	20.3	5	20	1200	20	DPS6060700*422***
75	4	1.2	57.5	35	50	52.5	20.3	4.5	20	1500	22	DPS7560700*422***
80	4	1.2	57.5	38	54	52.5	20.3	4	20	1600	22	DPS8060700*422***
90	4	1.2	57.5	42.5	56	52.5	20.3	3.5	20	1800	25	DPS9060700*422***
100	4	1.2	57.5	42.5	56	52.5	20.3	3.2	20	2000	27.5	DPS1070700*422***
100	4	1.2	57.5	45	55	52.5	20.3	3.2	20	2000	27.5	DPS1070700*422***
110	4	1.2	57.5	45	65	52.5	20.3	3	20	2200	28	DPS1170700*422***
U _N 800V.DC (85°C) 900V.DC(70°C) 570V.DC(105°C)												
2	2	0.8	32	9	18	27.5	---	45.4	75	75	2.9	DPS2050800*230***



40

规格表 Specification table

续上表

C _N (µF)	Number of wires	φD (mm)	W (mm)	T (mm)	H (mm)	Mounting hole distance (mm)		ESR (mΩ)	dv/dt (V/µS)	I _p (A)	I _{rms} @10kHz85°C (A)	Part number
						P1	P2					
U _N 800V.DC (85°C) 900V.DC(70°C) 570V.DC(105°C)												
2	2	0.8	32	11	20	27.5	---	31	75	150	3.5	DPS2050800*230***
3	2	0.8	32	11	20	27.5	----	30.3	75	225	4.4	DPS3050800*230***
3.3	2	0.8	32	16	30	27.5	----	18.8	75	247.5	7	DPS3350800*230***
4	2	0.8	32	15	24	27.5	----	15.5	75	300	5.5	DPS4050800*230***
5	2	0.8	32	15	24	27.5	----	18.2	75	375	7.3	DPS5050800*230***
6	2	1	32	18	28	27.5	----	10.5	75	450	7.5	DPS6050800*230***
7	2	0.8	32	15	32	27.5	----	13	75	525	10.2	DPS7050800*230***
8	2	1	32	21	31	27.5	----	8	75	600	9.5	DPS8050800*230***
8	2	1	41	16	32	37.5	----	22.3	40	320	5.4	DPS8050800*210***
9	2	0.8	32	18	33	27.5	----	11.1	75	675	11.8	DPS9050800*230***
9	2	1	41	16	32	37.5	----	19.8	40	360	6.1	DPS9050800*210***
10	2	0.8	32	22	37	27.5	----	11	75	750	12	DPS1060800*230***
10	4	0.8	32	22	37	27.5	10.2	9.1	75	750	14.5	DPS1060800*431***
10	2	1	41	18.5	33.5	37.5	----	17.8	40	400	6.7	DPS1060800*210***
11	2	0.8	32	22	37	27.5	----	10	75	825	12	DPS1160800*230***
11	4	0.8	32	22	37	27.5	10.2	8.3	75	825	16	DPS1160800*431***
12	2	0.8	32	22	37	27.5	----	9.3	75	900	12	DPS1260800*230***
12	4	0.8	32	22	37	27.5	10.2	7.6	75	900	16	DPS1260800*431***
12	2	1	41	18.5	33.5	37.5	----	14.9	40	480	8.1	DPS1260800*210***
13	2	0.8	32	22	37	27.5	----	8.8	75	975	12	DPS1360800*230***
13	4	0.8	32	22	37	27.5	12.7	8.1	75	975	16.2	DPS1360800*433***
14	2	0.8	32	22	37	27.5	----	8.2	75	1050	12	DPS1460800*230***
14	4	0.8	32	22	37	27.5	12.7	7.6	75	1050	16.5	DPS1460800*433***
14	2	1	41	18.5	33.5	37.5	----	13.8	40	560	9.4	DPS1460800*210***
15	2	1.2	42	24	44	37.5	----	10	40	600	10	DPS1560800*210***
15	4	1	42	20	40	37.5	10.2	11.9	40	600	10.1	DPS1560800*411***
20	4	1	42	24	44	37.5	12.7	8.9	40	800	13.5	DPS2060800*413***
20	4	1.2	42.5	29	37	37.5	20.3	7.5	40	800	12	DPS2060800*412***
25	4	1	42	24	44	37.5	12.7	7.1	40	1000	16.8	DPS2560800*413***
25	4	1.2	57.5	25	45	52.5	12.7	14.3	20	500	8.4	DPS2560800*423***
30	4	1.2	42.5	30	45	37.5	12.7	5.9	40	1200	20.2	DPS3060800*413***
30	4	1.2	42.5	33	45	37.5	20.3	4.5	40	1200	16	DPS3060800*412***
30	4	1.2	57.5	25	45	52.5	12.7	11.9	20	600	10.1	DPS3060800*423***
35	4	1.2	42.5	35	50	37.5	20.3	5.5	40	1400	22	DPS3560800*412***
35	4	1.2	57.5	25	45	52.5	12.7	10.2	20	700	11.8	DPS3560800*423***
35	4	1.2	57.5	30	45	52.5	20.3	5.5	20	700	14	DPS3560800*422***
40	4	1.2	42.5	35	50	37.5	20.3	4.8	40	1600	25.1	DPS4060800*412***
40	4	1.2	57.5	30	45	52.5	20.3	8.9	20	800	13.5	DPS4060800*422***
45	4	1.2	42.5	35	50	37.5	20.3	4.2	40	1800	17	DPS4560800*412***
45	4	1.2	57.5	30	45	52.5	20.3	7.9	20	900	15.1	DPS4560800*422***



41

DC-Link 金属化薄膜电容器 DMJ-PS series

Metalized film capacitor

规格表 Specification table

续上表

C _N (μF)	Number of wires	φD (mm)	W (mm)	T (mm)	H (mm)	Mounting hole distance (mm)		ESR (mΩ)	dv/dt (V/μs)	I _p (A)	I _{rms} @10kHz85°C (A)	Part number
						P1	P2					
U _N 800V.DC (85°C) 900V.DC(70°C) 570V.DC(105°C)												
50	4	1.2	42.5	40	55	37.5	20.3	3.8	40	2000	31.4	DPS5060800*412***
50	4	1.2	57.5	30	45	52.5	20.3	5	20	1000	16	DPS5060800*422***
50	4	1.2	57.5	35	50	52.5	20.3	4.5	20	1000	18	DPS5060800*422***
55	4	1.2	42.5	40	55	37.5	20.3	4	40	2200	18	DPS5560800*412***
55	4	1.2	57.5	35	50	52.5	20.3	6.5	20	1100	18.5	DPS5560800*422***
60	4	1.2	42.5	45	60	37.5	20.3	3.2	40	2400	35	DPS6060800*412***
60	4	1.2	57.5	38	54	52.5	20.3	4.5	20	1200	20	DPS6060800*422***
65	4	1.2	42.5	45	60	37.5	20.3	2.9	40	2600	35	DPS6560800*412***
65	4	1.2	57.5	45	55	52.5	20.3	5.5	20	1300	21.9	DPS6560800*422***
70	4	1.2	57.5	42.5	56	52.5	20.3	3.5	20	1400	22	DPS7060800*422***
75	4	1.2	57.5	45	55	52.5	20.3	3.2	20	1500	24	DPS7560800*422***
80	4	1.2	57.5	45	55	52.5	20.3	4.6	20	1600	25.9	DPS8060800*422***
85	4	1.2	57.5	45	65	52.5	20.3	3	20	1700	26	DPS8560800*422***
90	4	1.2	57.5	45	55	52.5	20.3	4.2	20	1800	28.3	DPS9060800*422***
95	4	1.2	57.5	45	65	52.5	20.3	4	20	1900	29.8	DPS9560800*422***
100	4	1.2	57.5	45	65	52.5	20.3	3.8	20	2000	31.4	DPS1070800*422***
110	4	1.2	57.5	45	65	52.5	20.3	3.5	20	2200	34.5	DPS1170800*422***
U _N 900 (85°C) 1000V.DC(70°C) 600V.DC(105°C)												
1	2	0.8	32	9	18	27.5	----	86	75	75	1.5	DPS1050900*230***
2	2	0.8	32	11	20	27.5	----	43	75	150	3.1	DPS2050900*230***
3	2	0.8	32	13	22	27.5	----	28.7	75	225	4.6	DPS3050900*230***
4	2	0.8	32	15	24	27.5	----	21.5	75	300	6.1	DPS4050900*230***
5	2	0.8	32	15	30	27.5	----	17.2	75	375	7.7	DPS5050900*230***
5	2	1	41	16	32	37.5	----	33.4	40	200	3.6	DPS5050900*210***
6	2	0.8	32	18	33	27.5	-----	18	75	450	6.9	DPS6050900*230***
6	2	1	41	16	32	37.5	-----	27.9	40	240	4.3	DPS6050900*210***
7	2	0.8	32	18	33	27.5	----	13	75	525	10.2	DPS7050900*230***
7	2	1	41	16	32	37.5	----	23.9	40	280	5	DPS7050900*210***
8	2	0.8	32	22	37	27.5	----	11.5	75	600	11.4	DPS8050900*230***
8	4	0.8	32	22	37	27.5	10.2	10.7	75	600	12.3	DPS8050900*431***
8	2	1	41	18.5	33.5	37.5	----	20.9	40	320	5.7	DPS8050900*210***
9	2	0.8	32	22	37	27.5	----	10.4	75	675	12	DPS9050900*230***
9	4	0.8	32	22	37	27.5	12.7	9.6	75	675	13.8	DPS9050900*433***
10	2	0.8	32	22	37	27.5	----	12	75	750	12.2	DPS1060900*230***
10	4	0.8	32	22	37	27.5	12.7	8.6	75	750	15.4	DPS1060900*433***
10	4	1.0	42	20	40	37.5	10.2	16.7	40	400	7.2	DPS1060900*411***
12	4	1.0	41	22	37	37.5	10.2	13.9	40	480	8.6	DPS1260900*411***
15	4	1.0	42	24	44	37.5	12.7	11.1	40	600	10.8	DPS1560900*413***
15	4	1.2	57.5	25	45	52.2	10.2	22.3	20	300	5.4	DPS1560900*421***
18	4	1.0	42	24	44	37.5	12.7	9.3	40	720	12.9	DPS1860900*413***



规格表 Specification table

续上表

C _N (μF)	Number of wires	φD (mm)	W (mm)	T (mm)	H (mm)	Mounting hole distance (mm)		ESR (mΩ)	dv/dt (V/μs)	I _p (A)	I _{rms} @10kHz85°C (A)	Part number
						P1	P2					
U _N 900 (85°C) 1000V.DC(70°C) 600V.DC(105°C)												
20	4	1.0	42	24	44	37.5	12.7	8.4	40	800	14.4	DPS2060900*413***
20	4	1.2	57.5	25	45	52.5	12.7	16.7	20	400	7.2	DPS2060900*423***
25	4	1.2	42.5	30	45	37.5	12.7	6.7	40	1000	17.9	DPS2560900*413***
25	4	1.2	42.5	30	45	37.5	20.3	6.7	40	1000	17.9	DPS2560900*412***
25	4	1.2	57.5	25	45	52.5	12.7	13.4	20	500	9	DPS2560900*423***
30	4	1.2	42.5	35	50	37.5	20.3	5.6	40	1200	21.5	DPS3060900*412***
30	4	1.2	57.5	30	45	52.5	20.3	11.1	20	600	10.8	DPS3060900*422***
35	4	1.2	42.5	40	55	37.5	20.3	5.1	40	1400	23.4	DPS3560900*412***
35	4	1.2	57.5	30	45	52.5	20.3	9.6	20	700	12.6	DPS2560900*422***
40	4	1.2	42.5	40	55	37.5	20.3	4.5	40	1600	26.8	DPS4060900*412***
40	4	1.2	57.5	35	50	52.5	20.3	8.4	20	800	14.4	DPS4060900*422***
45	4	1.2	42.5	45	60	37.5	20.3	4	40	1800	30.1	DPS4560900*412***
45	4	1.2	57.5	35	50	52.2	20.3	7.4	20	900	16.1	DPS4560900*422***
50	4	1.2	42.5	45	60	37.5	20.3	3.6	40	2000	33.5	DPS5060900*412***
50	4	1.2	57.5	35	50	52.5	20.3	6.7	20	1000	17.9	DPS5060900*422***
55	4	1.2	57.5	45	55	52.5	20.3	6.1	20	1100	19.7	DPS5560900*422***
60	4	1.2	57.5	45	55	52.5	20.3	5.6	20	1200	21.5	DPS6060900*422***
65	4	1.2	57.5	45	55	52.5	20.3	5.1	20	1300	23.3	DPS6560900*422***
70	4	1.2	57.5	45	65	52.5	20.3	4.8	20	1400	25.1	DPS7060900*422***
75	4	1.2	57.5	45	65	52.5	20.3	4.7	20	1500	25.7	DPS7560900*422***
80	4	1.2	57.5	45	65	52.5	20.3	4.5	20	1600	26.8	DPS8060900*422***
85	4	1.2	57.5	45	65	52.5	20.3	4.2	20	1700	28.5	DPS8560900*422***
U _N 1000 (85°C) 1100V.DC(70°C) 680V.DC(105°C)												
1	2	0.8	32	9	18	27.5	----	76.4	75	75	1.7	DPS1051000*230***
2	2	0.8	32	13	22	27.5	----	38.2	75	150	3.5	DPS2051000*230***
3	2	0.8	32	15	24	27.5	----	25.5	75	225	5.2	DPS3051000*230***
4	2	0.8	32	15	30	27.5	----	19.1	75	300	6.9	DPS4051000*230***
5	2	0.8	32	18	33	27.5	----	15.3	75	375	8.6	DPS5051000*230***
5	2	1	41	16	32	37.5	----	31.2	40	200	3.8	DPS5051000*210***
6	2	0.8	32	18	33	27.5	----	14.9	75	450	8.9	DPS6051000*230***
6	2	1	41	16	32	37.5	----	26	40	240	4.6	DPS6051000*210***
7	2	0.8	32	22	37	27.5	----	14.5	75	525	9.4	DPS7051000*230***
7	4	0.8	32	22	37	27.5	12.7	11.4	75	525	11.6	DPS7051000*433***
7	2	1	41	18.5	33.5	37.5	----	22.3	40	280	5.4	DPS7051000*210***
8	2	0.8	32	22	37	27.5	----	13	75	600	10.8	DPS8051000*230***
8	4	0.8	32	22	37	27.5	12.7	10	75	600	13.3	DPS8051000*433***
8	2	1	41	18.5	33.5	37.5	----	19.5	40	320	6.2	DPS8061000*210***
10	2	1	42	20	40	37.5	----	15.6	40	400	6.7	DPS1061000*210***
10	4	1	42	20	40	37.5	10.2	15.6	40	400	7.7	DPS1061000*411***
12	2	1	41	22	37	37.5	----	15	40	480	8	DPS1261000*210***



DC-Link 金属化薄膜电容器 DMJ-PS series

Metalized film capacitor

规格表 Specification table

续上表

C _N (μF)	Number of wires	φD (mm)	W (mm)	T (mm)	H (mm)	Mounting hole distance (mm)		ESR (mΩ)	dv/dt (V/μS)	I _p (A)	I _{rms} @10kHz85°C (A)	Part number
						P1	P2					
U _N 1000 (85°C) 1100V.DC(70°C) 680V.DC(105°C)												
12	4	1	41	22	37	37.5	12.7	13	40	480	9.2	DPS1261000*413***
15	4	1	42	24	44	37.5	12.7	10.4	40	600	11.5	DPS1561000*413***
15	4	1.2	57.5	25	45	52.5	12.7	20.8	20	300	5.8	DPS1561000*423***
18	4	1.2	42.5	30	45	37.5	12.7	8.7	40	720	13.8	DPS1861000*413***
18	4	1.2	42.5	30	45	37.5	20.3	8.7	40	720	13.8	DPS1861000*412***
20	4	1.2	42.5	30	45	37.5	12.7	7.8	40	800	15.4	DPS2061000*413***
20	4	1.2	42.5	30	45	37.5	20.3	7.8	40	800	15.4	DPS2061000*412***
20	4	1.2	57.5	25	45	52.5	12.7	15.6	20	400	7.7	DPS2061000*423***
25	4	1.2	42.5	35	50	37.5	20.3	6.2	40	1000	19.2	DPS2561000*412***
25	4	1.2	57.5	25	45	52.5	12.7	12.5	20	500	9.6	DPS2561000*423***
30	4	1.2	42.5	40	55	37.5	20.3	5.2	40	1200	23.1	DPS3061000*412***
30	4	1.2	57.5	30	45	52.5	20.3	10.4	20	600	11.5	DPS3061000*422***
30	4	1.2	57.5	30	45	52.5	20.3	10.4	20	600	11.5	DPS3061000*422***
35	4	1.2	42.5	40	55	37.5	20.3	4.8	40	1400	25.1	DPS3561000*412***
35	4	1.2	57.5	35	50	52.5	20.3	8.9	20	700	13.5	DPS3561000*422***
40	4	1.2	42.5	45	60	37.5	20.3	4.2	40	1600	28.7	DPS4061000*412***
40	4	1.2	57.5	35	50	52.5	20.3	7.8	20	800	15.4	DPS4061000*422***
45	4	1.2	57.5	45	55	52.5	20.3	6.9	20	900	17.3	DPS4561000*422***
50	4	1.2	57.5	45	55	52.5	20.3	6.2	20	1000	19.2	DPS5061000*422***
55	4	1.2	57.5	45	55	52.5	20.3	5.7	20	1100	21.1	DPS5561000*422***
60	4	1.2	57.5	45	65	52.5	20.3	5.2	20	1200	23.1	DPS6061000*422***
65	4	1.2	57.5	45	65	52.5	20.3	4.8	20	1300	25	DPS6561000*422***
70	4	1.2	57.5	45	65	52.5	20.3	4.5	20	1400	26.9	DPS7061000*422***
U _N 1100 (85°C) 1200V.DC(70°C) 750V.DC(105°C)												
1	2	0.8	32	11	21	27.5	----	45.5	95	95	3	DPS1051100*230***
2	2	0.8	32	13	25	27.5	----	23	95	190	5	DPS2051100*230***
2	2	0.8	32	15	24	27.5	----	23	95	190	4.5	DPS2051100*230***
3	2	1	32	18	28	27.5	----	15.5	95	285	6	DPS3051100*230***
4	2	1	32	21	31	27.5	----	11.5	95	380	8	DPS4051100*230***
10	2	1.2	42	24	44	37.5	----	11	40	429	11	DPS1061100*210***
12	4	1	42	24	44	37.5	10.2	8	40	600	12.5	DPS1261100*411***
15	4	1	42	24	44	37.5	12.7	8	40	600	11.5	DPS1561100*413***
15	4	1.2	42.5	29	37	37.5	20.3	8	40	600	15	DPS1561100*412***
20	4	1.2	42.5	30	45	37.5	20.3	5	40	800	18	DPS2061100*412***
20	4	1.2	42.5	33	45	37.5	20.3	5	40	800	18	DPS2061100*412***
20	4	1.2	42.5	35	50	37.5	20.3	7.2	40	800	18	DPS2061100*412***
20	4	1.2	57.5	30	45	52.5	20.3	7	25	500	15	DPS2061100*422***
25	4	1.2	57.5	35	50	52.5	20.3	6	25	625	17	DPS2561100*422***
30	4	1.2	57.5	30	45	52.5	20.3	5	25	750	18	DPS3061100*422***
30	4	1.2	57.5	35	50	52.5	20.3	5	25	750	18	DPS3061100*422***



规格表 Specification table

续上表


C _N (μF)	Number of wires	φD (mm)	W (mm)	T (mm)	H (mm)	Mounting hole distance (mm)		ESR (mΩ)	dv/dt (V/μS)	I _p (A)	I _{rms} @10kHz85°C (A)	Part number
						P1	P2					
U _N 1100 (85°C) 1200V.DC(70°C) 750V.DC(105°C)												
35	4	1.2	42.5	35	50	37.5	20.3	4.5	40	1400	19	DPS3561100*412***
40	4	1.2	57.5	35	50	52.5	20.3	5	25	1000	18	DPS4061100*422***
45	4	1.2	57.5	38	54	52.5	20.3	4.5	25	1125	18.5	DPS4561100*422***
50	4	1.2	57.5	42.5	56	52.5	20.3	3.5	25	1250	20	DPS5061100*422***
55	4	1.2	57.5	42.5	56	52.5	20.3	3.5	25	1375	21	DPS5561100*422***
60	4	1.2	57.5	45	55	52.5	20.3	3.2	25	1500	22	DPS6061100*422***
70	4	1.2	57.5	45	65	52.5	20.3	3	25	1750	24	DPS7061100*422***
U _N 1200V.DC (85°C) 1500V.DC(70°C) 850V.DC(105°C)												
1	2	0.8	32	11	21	27.5	----	43	100	100	3	DPS1051200*230***
2	2	0.8	32	15	25	27.5	----	21.5	100	200	5	DPS2051200*230***
3	2	1	32	18	28	27.5	----	14.5	100	300	6.5	DPS3051200*230***
4	2	1	32	21	31	27.5	----	11	100	400	8	DPS4051200*230***
5	2	1	41.5	18.5	33.5	37.5	----	10	80	400	9	DPS5051200*210***
10	4	1	42	24	44	37.5	12.7	8	40	600	10.8	DPS1061200*413***
12	4	1.2	42.5	30	45	37.5	20.3	5	50	600	15	DPS1261200*412***
12	4	1.2	57.5	30	45	52.5	20.3	11	40	480	13	DPS1261200*422***
18	4	1.2	42.5	35	50	37.5	20.3	4.5	50	900	18	DPS1861200*412***
20	4	1.2	42.5	40	55	37.5	20.3	7	50	1000	16	DPS2061200*412***
20	4	1.2	57.5	35	50	52.5	20.3	8	40	800	17	DPS2061200*422***
25	4	1.2	57.5	42.5	56	52.5	20.3	7	40	1000	20	DPS2561200*422***
40	4	1.2	57.5	45	55	52.5	20.3	6	25	1000	22	DPS4061200*422***
45	4	1.2	57.5	45	65	52.5	20.3	5.5	25	1125	24	DPS4561200*422***
U _N 1800V.DC (85°C) 2000V.DC(70°C) 1100V.DC(105°C)												
6	4	1.2	42.5	30	45	37.5	20.3	24	100	600	5	DPS6051800*412***
8	4	1.2	42.5	35	50	37.5	20.3	20	100	800	8	DPS8051800*412***
10	4	1.2	42.5	40	55	37.5	20.3	18	100	1000	10	DPS1061800*412***
8	4	1.2	57.5	30	45	52.5	20.3	12	50	400	13	DPS8051800*422***
10	4	1.2	57.5	35	50	52.5	20.3	10	50	500	17	DPS1061800*422***
15	4	1.2	57.5	42.5	56	52.5	20.3	8	50	750	20	DPS1561800*422***
18	4	1.2	57.5	45	55	52.5	20.3	7.5	50	900	21	DPS1861800*422***
20	4	1.2	57.5	45	65	52.5	20.3	7	45	900	22	DPS2061800*422***



DC-Link 金属化薄膜电容器 DKMJ-AP series Metalized film capacitor

铜插片引出, 安装简单方便
Plastic package, sealed with epoxy resin;
Copper insert leads, easy installation

容量大, 体积小
Large capacity, small size



耐压高, 具有自愈性

Resistance to high voltage,
with self-healing

自感 (ESL) 低, 能有效降低反向电压
Low ESR, can effectively reduce the
reverse voltage

等效串联电阻小, 能承受大的纹波电流
Low ESR, high ripple current handling
capability

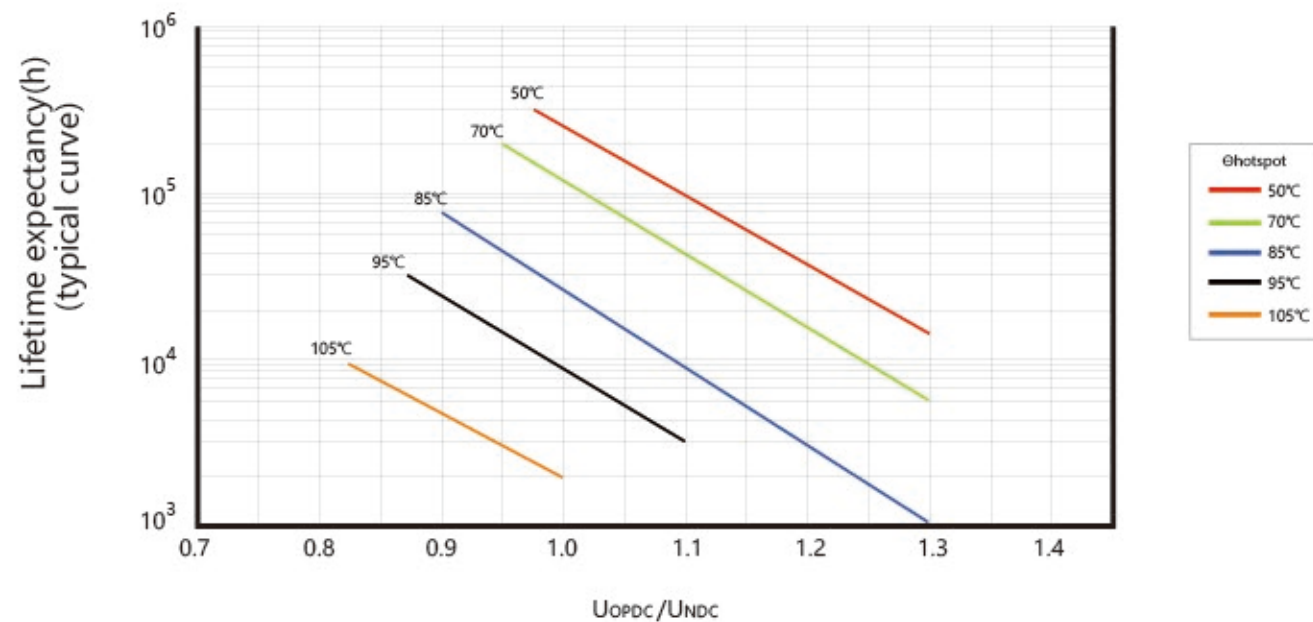
应用

- 广泛应用于电动车和混合动力汽车。

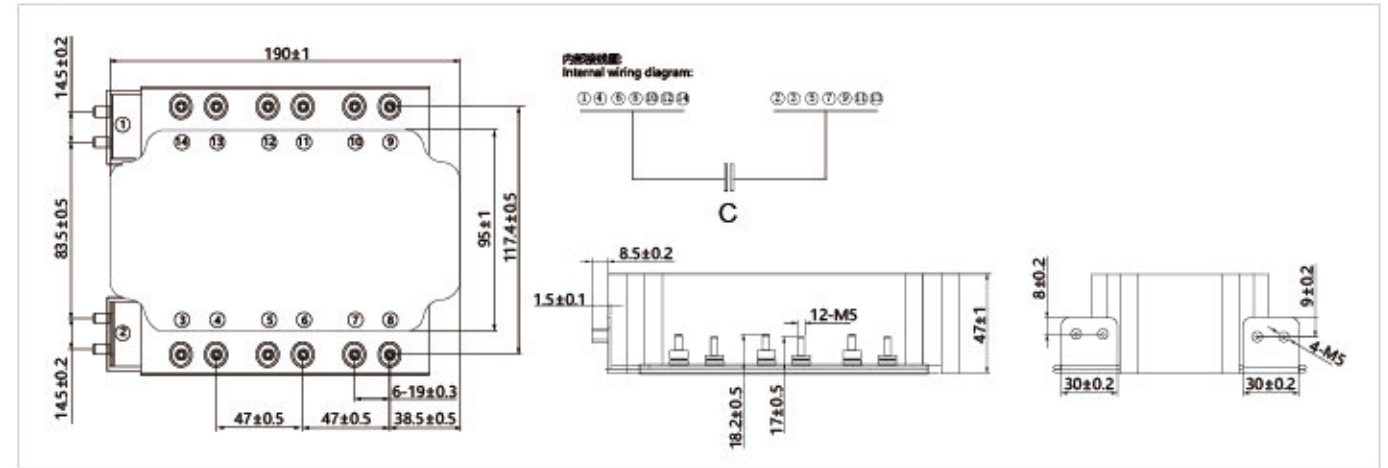
Application

- Widely used in EV and HEV.

预期寿命曲线图 Life expectancy in the graph



尺寸图 Size chart



性能参数 Technical data

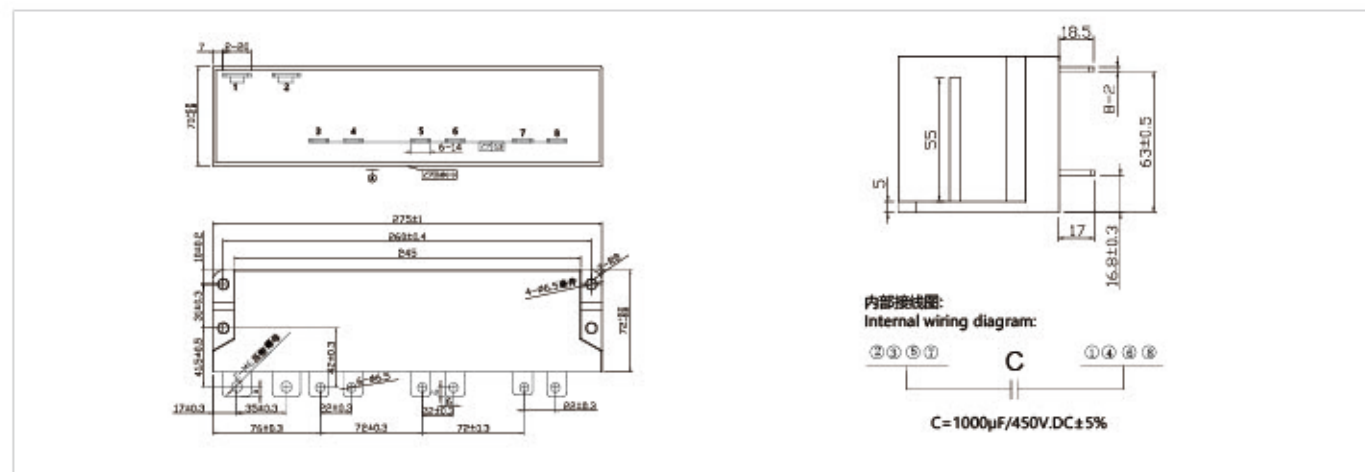
产品编码: DPS2061100*412***

工作温度范围 / Operating temperature range	-40°C ~ 105°C
贮存温度范围 / Storage temperature range	-40°C ~ 105°C
额定电压 (U _N) / Rated voltage	750V.DC
额定容量 (C _N) / Rated capacitance	320μF
容量偏差 / Cap.tol	±10% (K)
耐电压 / Withstand voltage	V _t - t 1.5U _N / 10s (20°C ± 5°C)
	V _t - c 3000V.AC / 10s (50Hz, 20°C ± 5°C)
损耗角正切 / Dissipation factor	tgδ ≤ 0.001 f = 100Hz
绝缘电阻 / Insulation resistance	Rs × C ≥ 10000S (at 20°C 100V.DC 60s)
等效串联电阻 / ESR	≤ 0.6mΩ (10kHz)
自感 / L _s	≤ 15nH
热阻 / R _{th}	0.3K/W
额定电流 / Max. current I _{rms}	300A (70°C)
浪涌电压 / Non-recurrent surge voltage (U _s)	1125V.DC
脉冲峰值电流 / Maximum peak current (I _p)	4.8kA
浪涌电流 / Maximum surge current (I _s)	14.4kA
灌封料 / Filling material	干式, 环氧树脂或聚氨酯 (Resin or Polyurethane, dry)
失效率 / Failure quota	≤ 50fit
预期寿命 / Life expectancy	参考预期寿命曲线 / Reference life expectancy curve
引用标准 / Reference standard	IEC 61071 ; AEC Q 200D-2010
重量 / Weight	≈ 2.3kg
尺寸 / Dimension	190mm × 95mm × 47mm



DC-Link 金属化薄膜电容器 DKMJ-AP series Metalized film capacitor

尺寸图 Size chart



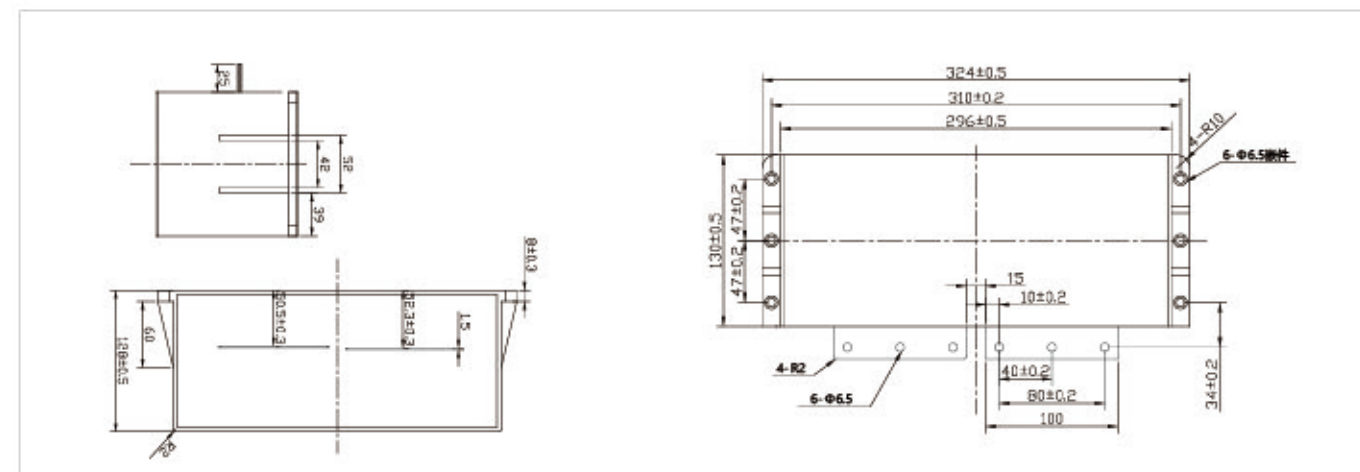
性能参数 Technical data

产品编码: MKP61A0450D108J**

工作温度范围 / Operating temperature range	-40°C ~ 105°C	
贮存温度范围 / Storage temperature range	-40°C ~ 105°C	
额定电压(U_N) / Rated voltage	450V.DC	
额定容量(C_N) / Rated capacitance	1000µF	
容量偏差 / Cap.tol	±5% (J)	
耐电压 / Withstand voltage	Vt - t	1.5U _N / 10s (20°C±5°C)
	Vt - c	3000V.AC / 10s (50Hz , 20°C±5°C)
损耗角正切 / Dissipation factor	tgδ ≤ 0.001 f = 100Hz	
	介质损耗 tgδ ₉₀ ≤ 0.0002	
绝缘电阻/Insulation resistance	R _s × C ≥ 10000s (at 20°C 100V.DC 60s)	
等效串联电阻 / ESR	≤ 0.3mΩ (10kHz)	
自感/Ls	≤ 20nH	
热阻 / Rth	1.8K/W	
额定电流/Max. current I _{rms}	140A (70°C)	
浪涌电压 / Non-recurrent surge voltage(Us)	675V.DC	
脉冲峰值电流 / Maximum peak current(I)	5kA	
浪涌电流 / Maximum surge current(Is)	15kA	
失效率 / Failure quota	< 50fit	
预期寿命 / Life expectancy	参考预期寿命曲线/Reference life expectancy curve	
引用标准 / Reference standard	IEC61071 ; AEC Q200D - 2010	
重量 / Weight	≈ 2.3kg	
尺寸 / Dimension	275mm x 72mm x 70mm	



尺寸图 Size chart



性能参数 Technical data

产品编码: MKP61A0900D188K**

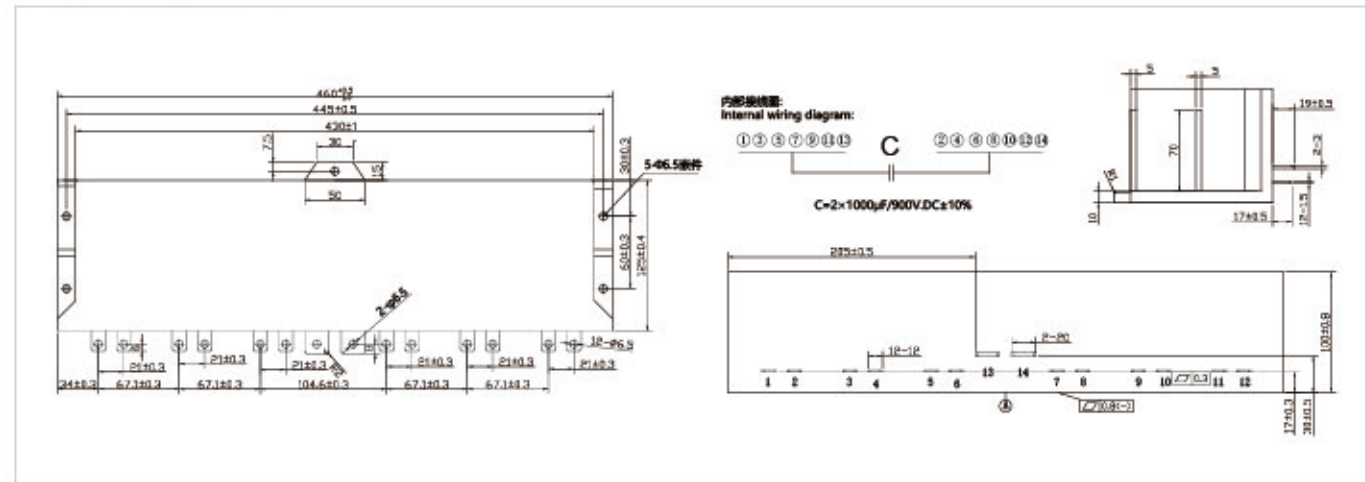
工作温度范围 / Operating temperature range	-40°C ~ 105°C	
贮存温度范围 / Storage temperature range	-40°C ~ 105°C	
额定电压(U_N) / Rated voltage	900V.DC	
额定容量(C_N) / Rated capacitance	1800µF	
容量偏差 / Cap.tol	±10% (K)	
耐电压 / Withstand voltage	Vt - t	1.5U _N / 10s (20°C±5°C)
	Vt - c	3000V.AC / 10s (50Hz , 20°C±5°C)
损耗角正切 / Dissipation factor	tgδ ≤ 0.001 f = 100Hz	
	介质损耗 tgδ ₉₀ ≤ 0.0002	
绝缘电阻/Insulation resistance	R _s × C > 10000s (at 20°C 100V.DC 60s)	
等效串联电阻 / ESR	≤ 0.2mΩ (10kHz)	
自感/Ls	≤ 20nH	
热阻 / Rth	1.2K/W	
额定电流/Max. current I _{rms}	160A (70°C)	
浪涌电压 / Non-recurrent surge voltage(Us)	1350V.DC	
脉冲峰值电流 / Maximum peak current(I)	7.2kA	
浪涌电流 / Maximum surge current(Is)	14.4kA	
失效率 / Failure quota	≤ 50fit	
预期寿命 / Life expectancy	参考预期寿命曲线/Reference life expectancy curve	
引用标准 / Reference standard	IEC61071 ; AEC Q200D - 2010	
重量 / Weight	≈ 6.7kg	
尺寸 / Dimension	324mm x 130mm x 128mm	



DC-Link 金属化薄膜电容器 DKMJ-AP series Metalized film capacitor

高频滤波/耦合 薄膜电容器 DMJ-MT series High-frequency filter/coupling metalized film capacitor

尺寸图 Size chart



性能参数 Technical data

产品编码: MKP61A0900D188K**

工作温度范围 / Operating temperature range	-40°C ~ 105°C	
贮存温度范围 / Storage temperature range	-40°C ~ 105°C	
额定电压 (U _N) / Rated voltage	900V.DC	
额定容量 (C _N) / Rated capacitance	2×1000µF	
容量偏差 / Cap.tol	±10% (K)	
耐电压 / Withstand voltage	Vt - t	1.5U _N / 10s (20°C±5°C)
	Vt - c	3000V.AC / 10s (50Hz, 20°C±5°C)
损耗角正切 / Dissipation factor	tgδ ≤ 0.001 f = 100Hz	
	介质损耗 tgδ ₀ ≤ 0.0002	
绝缘电阻 / Insulation resistance	R _s × C ≥ 10000s (at 20°C 100V.DC 60s)	
等效串联电阻 / ESR	≤ 0.3mΩ (10kHz)	
自感 / L _s	≤ 25nH	
热阻 / R _{th}	0.5K/W	
额定电流 / Max. current I _{rms}	200A (70°C)	
浪涌电压 / Non-recurrent surge voltage (U _s)	1350V.DC	
脉冲峰值电流 / Maximum peak current (I _p)	10kA	
浪涌电流 / Maximum surge current (I _s)	20kA	
失效率 / Failure quota	≤ 50fit	
预期寿命 / Life expectancy	参考预期寿命曲线 / Reference life expectancy curve	
引用标准 / Reference standard	IEC61071 ; AEC Q200D-2010	
重量 / Weight	≈ 7.8kg	
尺寸 / Dimension	460mm x 125mm x 100mm	



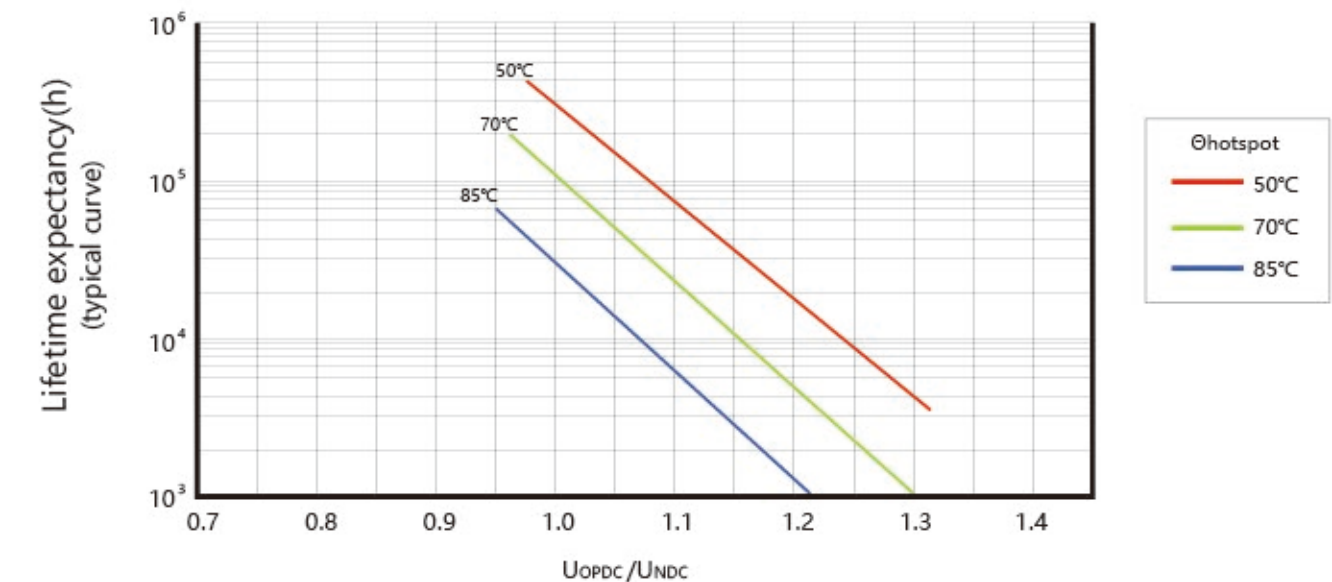
应用

- 广泛应用于DC-Link电路中, 作高频滤波和退耦用。
- 广泛应用于电力电子电路中, 作隔直耦合用。

Application

- Widely used in DC-Link circuit for high-frequency filtering and decoupling
- Widely used in power electronic circuits, for coupling purposes

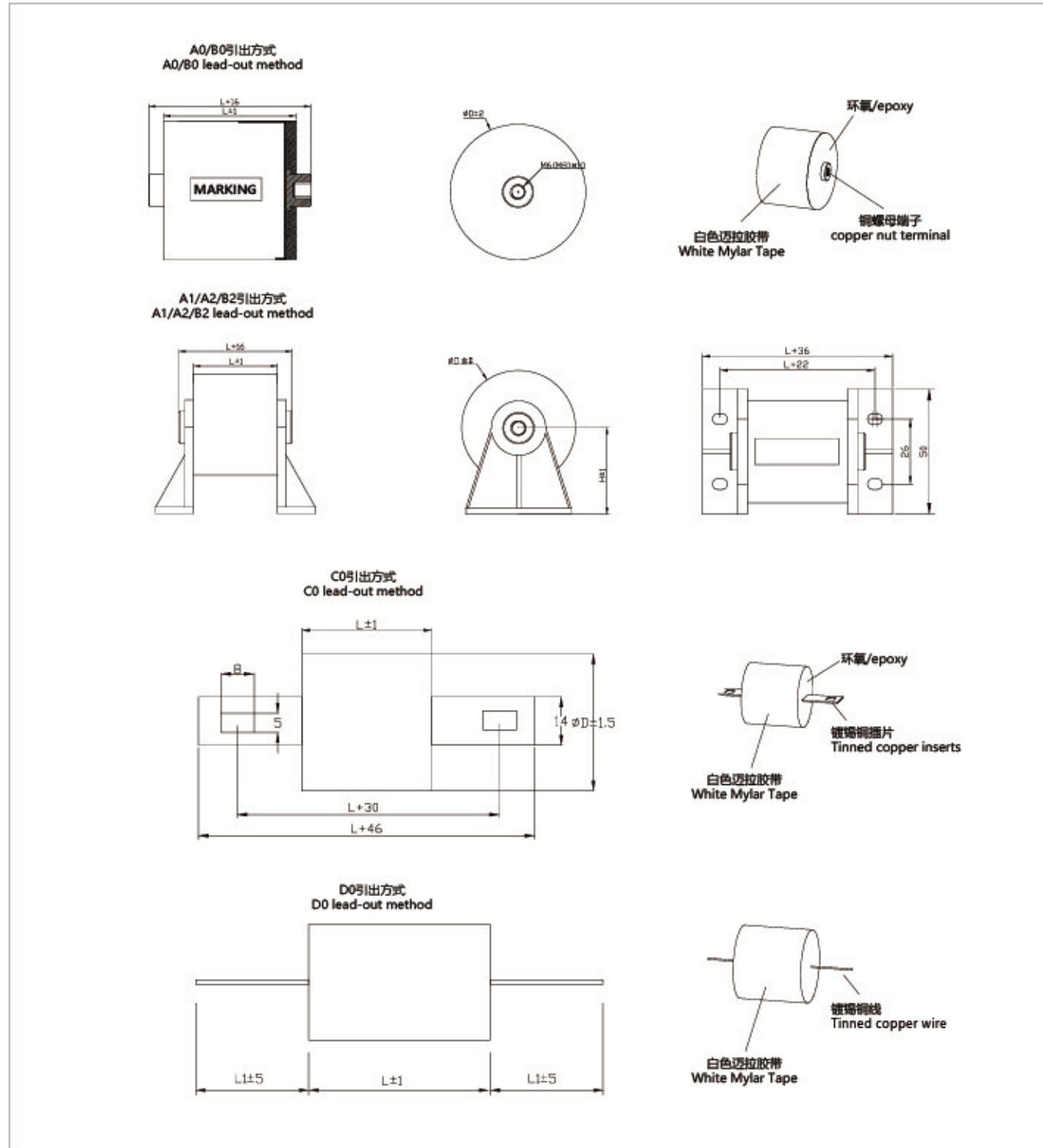
预期寿命曲线图 Life expectancy in the graph



高频滤波/耦合 薄膜电容器 DMJ-MT series

High-frequency filter/coupling metalized film capacitor

外形图 The contour map



性能参数 Technical data

工作温度范围/Operating temperature range	Max.Operating temperature,Top,max : + 85°C Upper category temperature : + 70°C Lower category temperature : - 40°C
容量范围(C _n) / Capacitance range	10μF - 100μF
额定电压(U _n) / Rated voltage	350V.DC - 1100V.DC
容量偏差 / Cap.tol	±5%(J): ±10%(K)
耐电压/Withstand voltage	1.5U _n DC / 60s
过电压 / Over voltage	1.1U _n (30% of on - load - dur.)
	1.15U _n (30min / day)
	1.2U _n (5min / day)
	1.3U _n (1min / day)
1.5U _n (100ms every time,1000times during the lifetime)	
损耗角正切 / Dissipation factor	tgδ≤0.0015 f = 1kHz
绝缘电阻 / Insulation resistance	R _s ×C ≥ 10000s (at 20°C 100V.DC 60s)
耐脉冲电流冲击 / Withstand strike current	见附表/see attached table
有效电流 / Irms	见附表/see attached table
引用标准 / Reference standard	IEC61071

产品编码说明 Part number system

Model			Capacitance			U _n (DC)				Cap. tol	Length		Lead	Bottom mounted	Internal feature code	
1	2	3	4	5	6	7	8	9	10	11	12	13	14	15	16	17
D	M	T	4	0	6	0	8	0	0	J	4	0	A	0	0	1

- 1 ~ 3 位: 型号代码/Model
- 4 ~ 6 位: 标称容量/Nominal Capacity
e.g. 406 = 40×10⁶pF = 40μF
- 7 ~ 10 位: 额定电压 (直流) / U_n(DC)
e.g. 0800 = 800V. DC
- 11 位: 容量偏差等级/Capacitance Tolerance
±5%(J): ±10%(K)
- 12 ~ 13 位: 长度/Length
e.g. 40 = 40mm
- 14 位: 引出形式/Lead
A: M6x10螺母引出/screw nut

高频滤波/耦合 薄膜电容器 DMJ-MT series

High-frequency filter/coupling metalized film capacitor

产品编码说明 Part number system

Model			Capacitance			Un(DC)				Cap. tol	Length		Lead	Bottom mounted	Internal feature code	
1	2	3	4	5	6	7	8	9	10	11	12	13	14	15	16	17
D	M	T	4	0	6	0	8	0	0	J	4	0	A	0	0	1

B: M8x10螺母引出/screw nut

C: 直插片引出/Plated lead

D: 插针引出 (φ1.2) /Pin lead(φ1.2)

15 位: 安装支架代码/Bottom mounted type

0: 无支架/Non-bracket

1: 1类支架/Class 1 bracket (H=35mm)

2: 2类支架/Class 1 bracket (H=41mm)

16 ~ 17 位: 内部特征码/Internal feature code

规格表 Specification table

C _N (μF)	φD (mm)	L (mm)	ESR @1kHz (mΩ)	ESL (nH)	dv/dt (V/μS)	I _p (A)	I _{rms} @10kHz40°C (A)	Part number
U _N 350V.DC U _s 525V U _r 100V								
20	38	40	3.3	25	60	1200	30	DMT2060350*40****
30	45	40	3.2	25	60	1800	40	DMT3060350*40****
30	38	50	3.2	25	50	1500	30	DMT3060350*50****
40	45	50	3	25	50	2000	35	DMT4060350*50****
50	49	50	3	25	50	2500	40	DMT5060350*50****
60	54	50	3	25	50	3000	45	DMT6060350*50****
70	58	50	3	25	50	3500	50	DMT7060350*50****
80	55	60	3	25	40	3200	50	DMT8060350*60****
100	61	60	2.9	25	40	4000	55	DMT1070350*60****
U _N 700V.DC U _s 1050V U _r 200V								
20	38	40	3.3	25	60	1200	30	DMT2060700*40****
30	45	40	3.2	25	60	1800	40	DMT3060700*40****
30	38	50	3.2	25	50	1500	30	DMT3060700*50****
40	45	50	3	25	50	2000	35	DMT4060700*50****



54

规格表 Specification table

续上表

C _N (μF)	φD (mm)	L (mm)	ESR @1kHz (mΩ)	ESL (nH)	dv/dt (V/μS)	I _p (A)	I _{rms} @10kHz40°C (A)	Part number
U _N 700V.DC U _s 1050V U _r 200V								
50	49	50	3	25	50	2500	40	DMT5060700*50****
60	54	50	3	25	50	3000	45	DMT6060700*50****
70	58	50	3	25	50	3500	50	DMT7060700*50****
80	55	60	3	25	40	3200	50	DMT8060700*60****
100	61	60	2.9	25	40	4000	55	DMT1070700*60****
U _N 800V.DC U _s 1200V U _r 250V								
20	44	40	2.9	25	60	1200	40	DMT2060800*40****
30	54	40	2.7	25	80	2400	45	DMT3060800*40****
30	45	50	2.6	25	60	1800	40	DMT3060800*50****
30	40	60	2.8	25	50	1500	35	DMT3060800*60****
40	62	40	2.5	25	80	3200	55	DMT4060800*40****
40	52	50	2.7	25	60	2400	45	DMT4060800*50****
40	46	60	3.2	25	60	2400	40	DMT4060800*60****
50	69	40	2.1	25	80	4000	60	DMT5060800*40****
50	59	50	2.4	25	60	3000	50	DMT5060800*50****
50	52	60	2.5	25	60	3000	45	DMT5060800*60****
60	64	50	2.3	25	60	3600	55	DMT6060800*50****
60	56	60	2.4	25	60	3600	50	DMT6060800*60****
70	70	50	2	25	60	4200	60	DMT7060800*50****
70	62	60	2.2	25	60	4200	55	DMT7060800*60****
80	73	50	2.1	25	60	4800	60	DMT8060800*50****
80	65	60	2.5	25	60	4800	60	DMT8060800*60****
100	82	50	1.8	25	60	6000	75	DMT1070800*50****
100	72	60	2.2	25	50	5000	65	DMT1070800*60****
U _N 1100V.DC U _s 1650V U _r 300V								
10	42	40	3.4	25	60	600	35	DMT1061100*40****
20	50	50	3.1	25	60	1200	40	DMT2061100*50****
20	65	40	3	25	60	1200	60	DMT2061100*40****
30	60	50	3.1	25	60	1800	55	DMT3061100*50****
40	69	50	2.7	25	60	2400	60	DMT4061100*50****
40	61	60	2.9	25	50	2000	55	DMT4061100*60****
50	68	60	2.6	25	50	2500	60	DMT5061100*60****
60	75	60	2.2	25	50	3000	70	DMT6061100*60****
70	81	60	1.9	25	50	3500	70	DMT7061100*60****
80	86	60	1.6	25	50	4000	75	DMT8061100*60****



55

IGBT 缓冲吸收电容 SMJ-P series Snubber capacitor

镀锡铜插片引出, 方便IGBT各种孔距安装
Tin-plated copper inserts leads, easy installation for IGBT



耐压高, 损耗(tgδ)小, 温升低
Resistance to high voltage, low tgδ, low temperature rise

高脉冲电流, 高dv/dt承受能力
High pulse current, high dv/dt withstand capability

自感(ESL)小, 等效串联电阻(ESR)小
Low ESL and ESR

塑料外壳封装, 阻燃树脂灌注
Plastic shell encapsulation, dry resin infusion

应用

- IGBT缓冲吸收。
- 广泛应用于电力电子设备中开关器件关断时的尖峰电压, 尖峰电流吸收保护。

Application

- IGBT Snubber.
- Widely used in power electronic equipment when the peak voltage, peak current absorption protection.

性能参数 Technical data

工作温度范围 / Operating temperature range	Max.Operating temperature.Top,max : + 105°C Upper category temperature:+85°C Lower category temperature:- 40°C
容量范围(C _N) / Capacitance range	0.1μF~5.6μF
额定电压(U _N) / Rated voltage	700V.DC ~ 3000V.DC
容量偏差 / Cap.tol	±5% (J) ; ±10% (K)
耐压 / Withstand voltage	1.5U _{NDC} /10s
损耗角正切 / Dissipation factor	tgδ<0.0005 C<1μF f=10kHz tgδ< 0.001 C>1μF f=10kHz
绝缘电阻 / Insulation resistance	C ≤0.33μF R _s ≥30000 MΩ (at20°C 100V.DC 60s) C > 0.33μF R _s ×C ≥10000s (at20°C 100V.DC 60s)

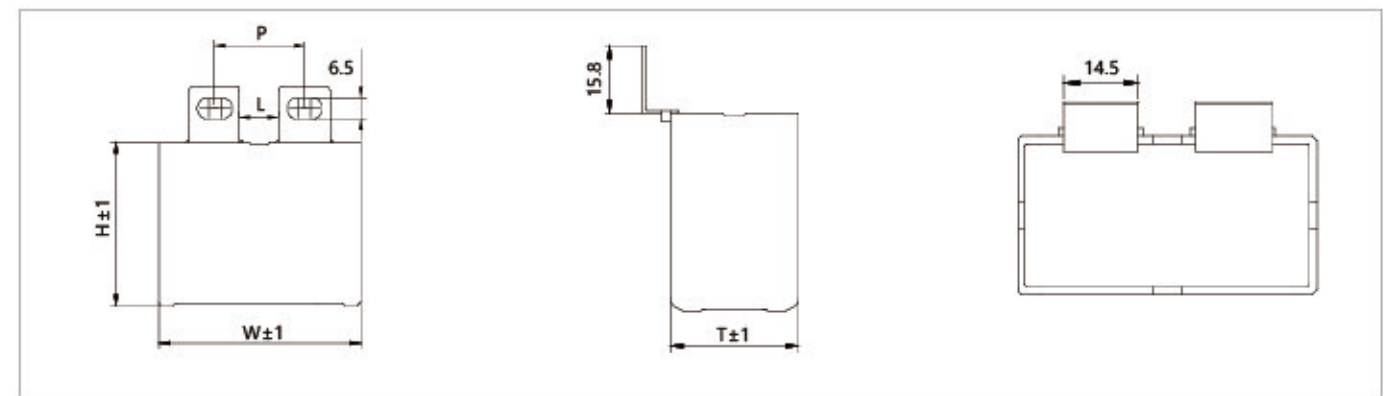


性能参数 Technical data

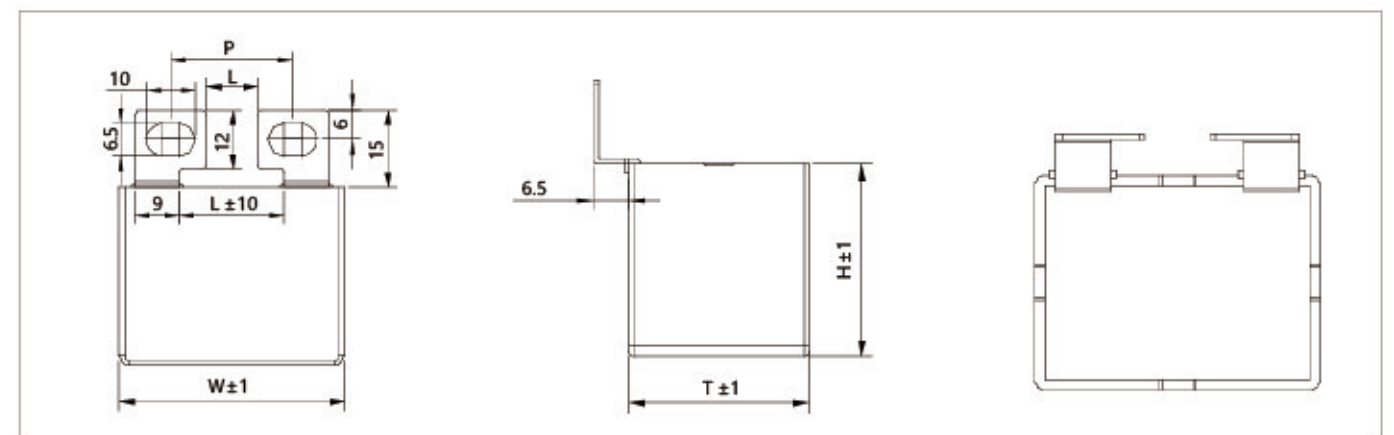
续上表

耐脉冲电流冲击 / Withstand strike current	具体见规格表/See the specification sheet
阻燃性 / Flame retardation	UL94V -0
预期寿命 / Life expectancy	100000h (U _N ; θ _{hotspot} ≤85°C)
引用标准 / Reference standard	IEC61071 ; GB / T17702

尺寸图 Size chart



Type A0:					Output: M6
W	L	P	L	P	
42.5	10.5	22 ~ 29			
57.5	10.5	22 ~ 29	25.5		37 ~ 44

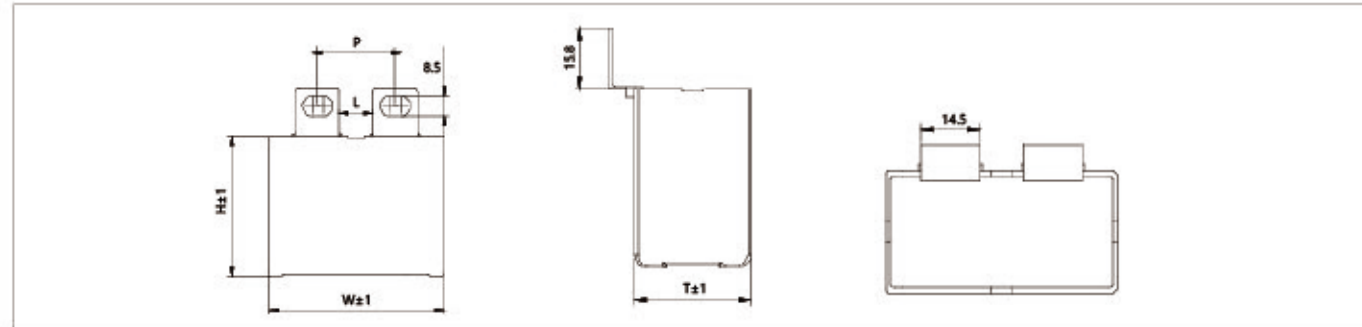


Type A1:					Output: M6
W	L	P	L	P	
42.5	10.5	22 ~ 29			
57.5	10.5	22 ~ 29	25.5		37 ~ 44



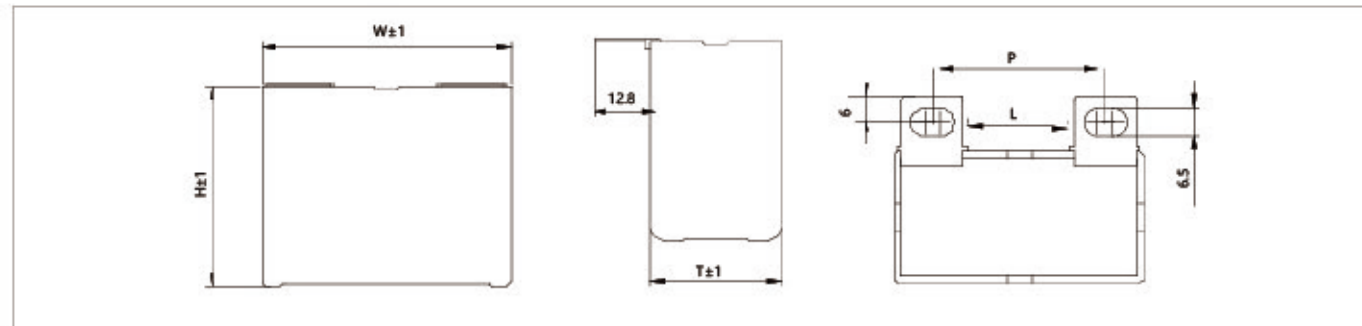
IGBT 缓冲吸收电容 SMJ-P series Snubber capacitor

尺寸图 Size chart



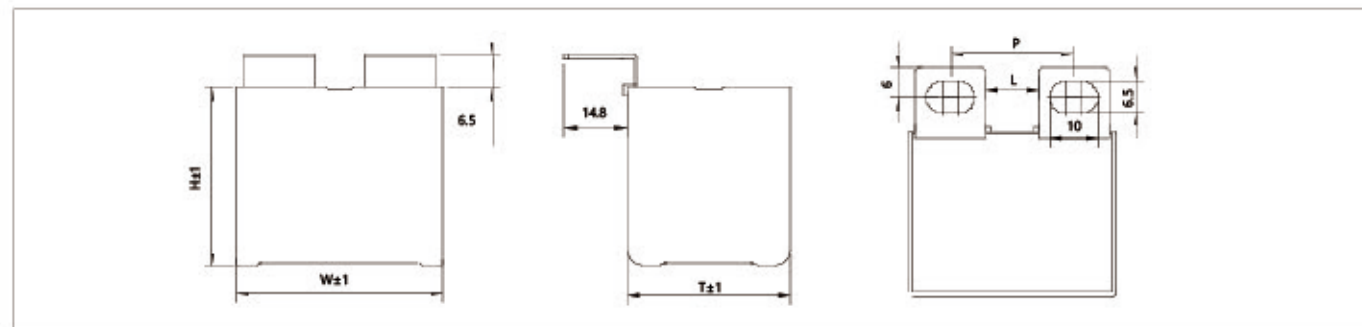
Type A2: Output: M8

W	L	P	L	P
42.5	11	24 ~ 26	8	21 ~ 23
57.5	11	24 ~ 26	24	37 ~ 39



Type B0: Output: M6

W	L	P	L	P
42.5	10.5	22 ~ 29		
57.5	10.5	22 ~ 29	25.5	37 ~ 44



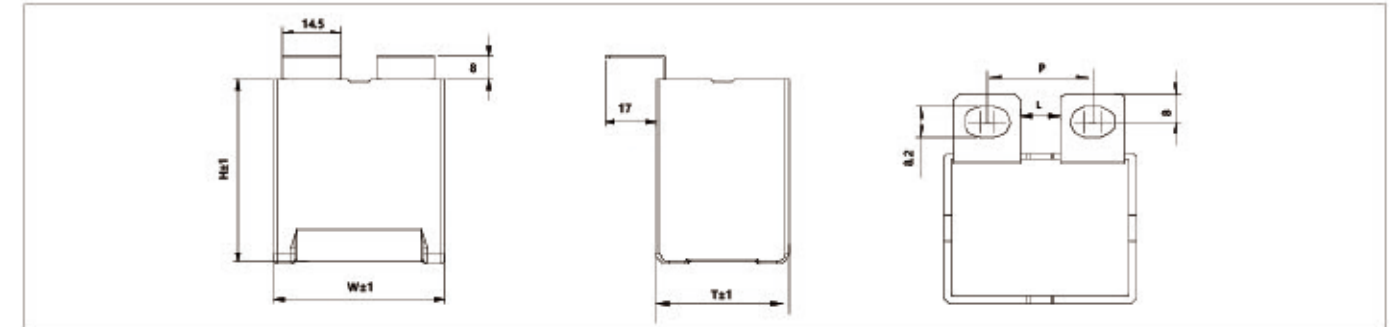
Type B1: Output: M6

W	L	P	L	P
42.5	10.5	22 ~ 29		
57.5	10.5	22 ~ 29	25.5	37 ~ 44



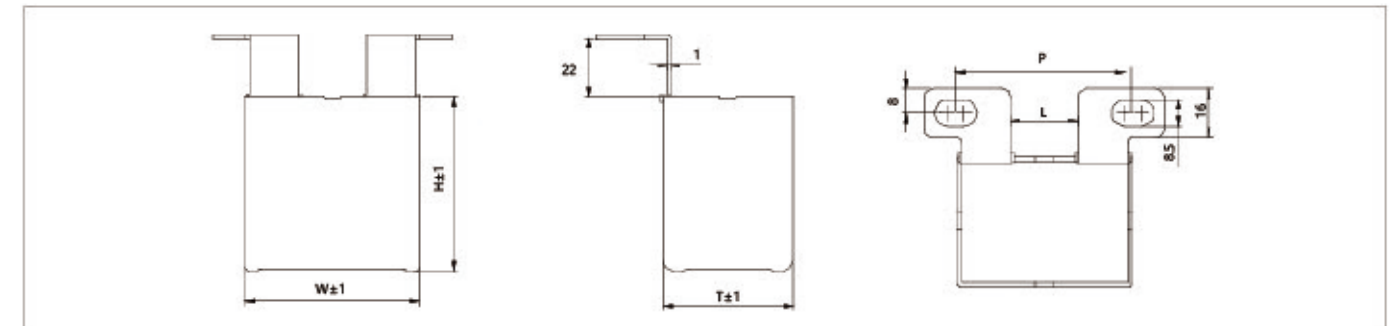
58

尺寸图 Size chart



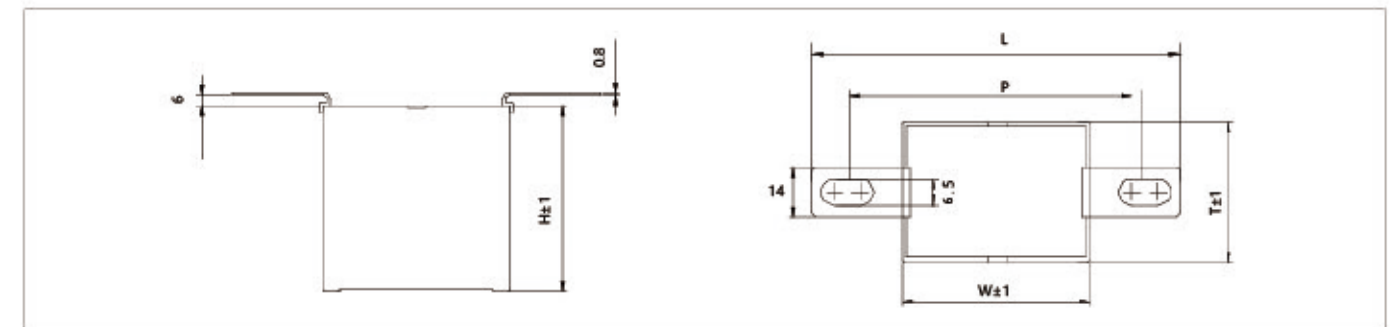
Type B2: Output: M8

W	L	P	L	P
42.5	10.5	22 ~ 26	8.5	22 ~ 24
57.5	10.5	22 ~ 26	23.5	37 ~ 39



Type B3: Output: M8

W	L	P	L	P
57.5	21	51.5 ~ 62.5		



Type C0: Output: M6

W	L	P
42.5	80.5	60.5 ~ 64.5
57.5	95.5	75.5 ~ 79.5



59

IGBT 缓冲吸收电容 SMJ-P series

Snubber capacitor

产品编码说明 Part number system

Model			Capacitance			U _w (DC)				Cap. tol	Lead			L			Internal feature code	
1	2	3	4	5	6	7	8	9	10	11	12	13	14	15	16	17	18	
S	~	P	1	0	5	1	2	0	0	J	A	1	1	0	5	0	1	
1	~	3	位: 型号代码/Model															
4	~	6	位: 标称容量/Nominal Capacity e.g. 105 = 10×10 ⁵ pF = 1μF															
7	~	10	位: 额定电压(直流) / U _w (DC) e.g. 1200 = 1200VDC															
			11	位: 容量偏差等级/Capacitance Tolerance ±5% (J); ±10% (K)														
12	~	13	位: 引出方式/Lead A0; A1; A2; A3 B0; B1; B2 C0 (See the specification sheet)															
14	~	16	位: 脚距L/Distance between mounting holes L e.g. 105 = 10.5mm; 200 = 20.0mm															
17	~	18	位: 内部特征码/Internal feature code															

规格表 Specification table

C _N (μF)	尺寸/Dimension (mm)			ESR @100kHz (mΩ)	ESL (nH)	dv/dt (V/μs)	I _p (A)	I _{rms} @100kHz85°C (A)	Part number
	W	T	H						
U _w 700V.DC U _{rms} 400V.AC U _s 1050V									
0.47	42.5	24.5	27.5	12	25	500	235	8	S-P4740700*****
0.68	42.5	24.5	27.5	10	25	480	326.4	10	S-P6840700*****
1	42.5	24.5	27.5	8	24	450	450	12	S-P1050700*****
1.5	42.5	33.5	35.5	7	25	430	645	5	S-P1550700*****
2	42.5	33	35.5	6	24	420	840	15	S-P2050700*****
2.5	42.5	33	45	6	23	400	1000	18	S-P2550700*****
3	42.5	33	45	5.5	22	380	1140	20	S-P3050700*****
3	57.5	30	45	5	26	350	1050	22	S-P3050700*****
3.5	42.5	33	45	5	23	350	1225	25	S-P3550700*****
3.5	57.5	30	45	6	25	300	1050	22	S-P3550700*****
4.7	57.5	35	50	5	28	280	1316	25	S-P4750700*****
5.6	57.5	38	54	4	30	250	1400	25	S-P5650700*****
6	57.5	38	54	3.5	33	230	1380	28	S-P6050700*****
6.8	57.5	42.5	56	3.2	32	220	1496	32	S-P6850700*****
8	57.5	42.5	56	2.8	30	200	1600	33	S-P8050700*****
U _w 1000V.DC U _{rms} 500V.AC U _s 1500V									
0.47	42.5	24.5	27.5	11	25	1000	470	10	S-P4741000*****
0.68	42.5	24.5	27.5	8	25	800	544	12	S-P6841000*****
1	42.5	33.5	35.5	6	24	800	800	15	S-P1051000*****
1.5	42.5	33	45	6	24	700	1050	15	S-P1551000*****
2	42.5	33	45	5	22	700	1400	20	S-P2051000*****
2.5	57.5	30	45	5	30	600	1500	22	S-P2551000*****
3	57.5	35	50	4	30	600	1800	25	S-P3051000*****



规格表 Specification table

续上表

C _N (μF)	尺寸/Dimension (mm)			ESR @100kHz (mΩ)	ESL (nH)	dv/dt (V/μs)	I _p (A)	I _{rms} @100kHz85°C (A)	Part number
	W	T	H						
U _w 1000V.DC U _{rms} 500V.AC U _s 1500V									
3.3	57.5	35	50	3.5	28	550	1815	25	S-P3351000*****
3.5	57.5	38	54	3.5	28	500	1750	25	S-P3551000*****
4	57.5	38	54	3.2	26	500	2000	28	S-P4051000*****
4.7	57.5	42.5	56	3	25	420	1974	30	S-P4751000*****
5.6	57.5	42.5	56	2.8	24	400	2240	32	S-P5651000*****
U _w 1200V.DC U _{rms} 550V.AC U _s 1800V									
0.47	42.5	24.5	27.5	11	24	1200	564	10	S-P4741200*****
0.68	42.5	33.5	35.5	7	23	1100	748	12	S-P6841200*****
1	42.5	33.5	35.5	6	22	800	800	14	S-P1051200*****
1.5	42.5	33	45	5	20	800	1200	15	S-P1551200*****
2	57.5	30	45	4	30	750	1500	20	S-P2051200*****
2.5	57.5	35	50	4	28	700	1750	25	S-P2551200*****
3	57.5	35	50	4	27	600	1800	25	S-P3051200*****
3.3	57.5	38	54	4	27	550	1815	28	S-P3351200*****
3.5	57.5	38	54	3.5	25	500	1750	28	S-P3551200*****
4	57.5	42.5	56	3.5	25	450	1800	30	S-P4051200*****
4.7	57.5	42.5	56	3.2	23	420	1974	32	S-P4751200*****
U _w 1700V.DC U _{rms} 575V.AC U _s 2250V									
0.33	42.5	24.5	27.5	12	25	1300	429	9	S-P3341700*****
0.47	42.5	24.5	27.5	10	24	1300	611	10	S-P4741700*****
0.68	42.5	33.5	35.5	8	23	1300	884	12	S-P6841700*****
1	42.5	33	45	7	22	1200	1200	15	S-P1051700*****
1.5	42.5	33	45	6	22	1200	1800	18	S-P1551700*****
1.5	57.5	30	45	5	31	1200	1800	20	S-P1551700*****
2	57.5	30	45	5	30	1100	2200	22	S-P2051700*****
2.5	57.5	35	50	4	28	1100	2750	25	S-P2551700*****
3	57.5	38	54	4	27	700	2100	25	S-P3051700*****
3.3	57.5	38	54	3.8	26	600	1980	28	S-P3351700*****
3.5	57.5	42.5	56	3.5	25	500	1750	30	S-P3551700*****
4	57.5	42.5	56	3.2	25	450	1800	32	S-P4051700*****
U _w 2000V.DC U _{rms} 700V.AC U _s 3000V									
0.22	42.5	24.5	27.5	15	25	1500	330	10	S-P2242000*****
0.33	42.5	33.5	35.5	12	24	1500	495	12	S-P3342000*****
0.47	42.5	33.5	35.5	11	23	1400	658	15	S-P4742000*****
0.68	42.5	33	45	8	22	1200	816	18	S-P6842000*****
0.68	57.5	30	45	7	30	1100	748	20	S-P6842000*****
0.82	42.5	33	45	7	28	1200	984	22	S-P8242000*****
1	57.5	30	45	6	28	1100	1100	25	S-P1052000*****
1.5	57.5	35	50	5	25	1000	1500	28	S-P1552000*****
2	57.5	38	54	5	24	800	1600	28	S-P2052000*****
2.2	57.5	42.5	56	4	23	700	1540	32	S-P2252000*****
U _w 3000V.DC U _{rms} 750V.AC U _s 4500V									
0.15	42.5	33	45	18	28	2500	375	25	S-P1543000*****
0.22	42.5	33	45	15	27	2200	484	28	S-P2243000*****
0.22	57.5	35	50	15	25	2000	330	20	S-P2243000*****
0.33	57.5	35	50	12	24	1800	495	20	S-P3343000*****
0.47	57.5	38	54	11	23	1600	752	22	S-P4743000*****
0.68	57.5	42.5	56	8	22	1500	1020	28	S-P6843000*****



阻尼吸收电容器 SMJ-MC series Damping Absorption Capacitor

产品采用无感绕技术，高真空浸渍工艺

Products using non-sensitive roll technology,
high vacuum impregnation process



固体介质: 聚丙烯薄膜 (PP)
Solid medium: polypropylene film (PP)

液体介质填料: 苯基甲苯或PEPE, 不含PCB
Liquid medium filler: benzyltoluene
or PEPE, PCB free

磨砂氧化圆柱形铝壳

Frosted and oxidised cylindrical
aluminium case

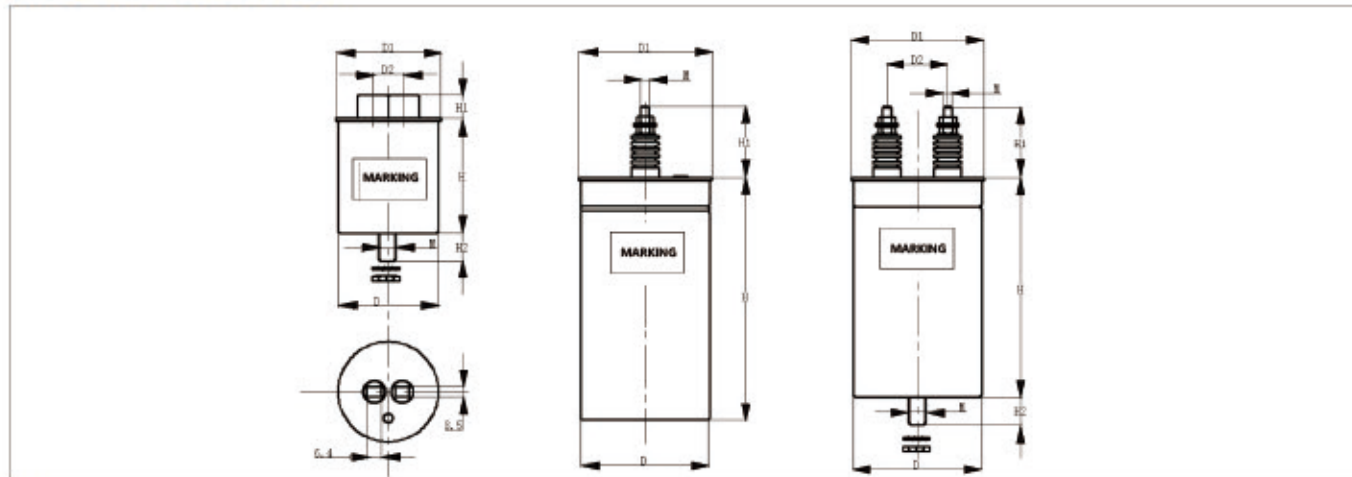
应用

- 主要用于限制电路中电压过高的上升速率，以保护电力电子中半导体的开关和保护；
- 滤波和储能；
- 主要应用领域为整流器、SVC、机车电源等。

Application

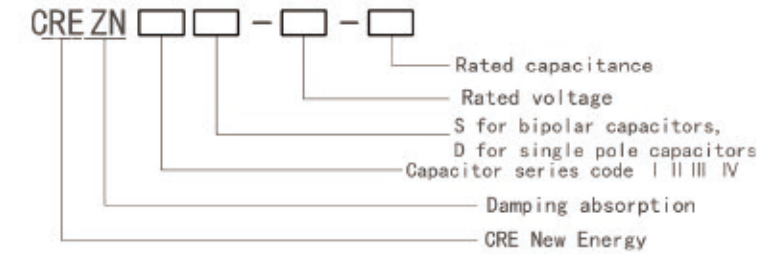
- Mainly used to limit the rise rate of excessive voltage in circuits to protect switching and protection of semiconductors in power electronics.
- filtering and energy storage.
- The main application areas are rectifiers, SVCs, locomotive power supplies, etc.

外形图 The contour map



62

型号说明 Model Description



规格表 Specification table

C_N (μF)	I_{max} (A_{RMS})	I^* (kA)	I_s (kA)	D (mm)	H (mm)	Bottom bolts	Model
U _N 1000V AC U _{NDC} 1700V DC U _S 2500V U _{SB} 1500V AC U _{BS} 2400V AC							
0.1	10	0.2	1.2	50	55	M8	CREZN-1kVAC-0.1 μF
0.22	10	0.2	1.6	50	55	M8	CREZN-1kVAC-0.22 μF
0.33	10	0.2	1.6	50	55	M8	CREZN-1kVAC-0.33 μF
0.47	10	0.2	1.6	50	55	M8	CREZN-1kVAC-0.47 μF
0.5	10	0.2	1.6	50	55	M8	CREZN-1kVAC-0.5 μF
1	18	0.2	1.6	50	75	M8	CREZN-1kVAC-1 μF
2	18	0.3	2	50	75	M8	CREZN-1kVAC-2 μF
3	18	0.5	2.8	60	90	M12	CREZN-1kVAC-3 μF
4	18	0.7	3	60	122	M12	CREZN-1kVAC-4 μF
6	18	0.9	3.5	60	152	M12	CREZN-1kVAC-6 μF
10	18	1.2	4	76	152	M12	CREZNIIS-500VAC/1kVAC-10 μF
U _N 1600V AC U _{NDC} 2500V DC U _S 3800V U _{SB} 2400V AC U _{BS} 3300V AC							
0.1	10	0.2	1.2	50	55	M8	CREZN-1.6kVAC-0.1 μF
0.22	10	0.2	1.6	50	55	M8	CREZN-1.6kVAC-0.22 μF
0.33	10	0.2	1.6	50	75	M12	CREZN-1.6kVAC-0.33 μF
0.47	18	0.2	1.6	50	75	M12	CREZN-1.6kVAC-0.47 μF
0.5	18	0.2	1.6	50	75	M12	CREZN-1.6kVAC-0.5 μF
1	18	0.2	1.6	60	90	M8	CREZN-1.6kVAC-1 μF
2	18	0.3	2	60	122	M12	CREZN-1.6kVAC-2 μF
3	18	0.5	2.8	60	152	M12	CREZNIIS-1.6kVAC-3 μF
4	18	0.7	3	76	122	M12	CREZNIIS-1.6kVAC-4 μF
6	18	0.9	3.5	76	152	M12	CREZNIIS-1.6kVAC-6 μF
10	18	1.2	4	96	152	M16	CREZNIIS-1.6kVAC-10 μF



63

阻尼吸收电容器 SMJ-MC series

Damping Absorption Capacitor

规格表 Specification table

C _N (μF)	I _{max} (A _{rms})	I ⁺ (kA)	I _s (kA)	D (mm)	H (mm)	Bottom bolts	Model
U _N 2000V AC U _{NDC} 3000V DC U _s 4500V U _{BB} 3000V AC U _{BO} 3800V AC							
0.1	10	0.2	1.2	50	55	M8	CREZN-2kVAC-0.1μF
0.22	10	0.2	1.6	50	55	M8	CREZN-2kVAC-0.22μF
0.33	10	0.2	1.6	50	75	M8	CREZN-2kVAC-0.33μF
0.47	18	0.2	1.6	50	75	M12	CREZN-2kVAC-0.47μF
0.5	18	0.2	1.6	50	75	M12	CREZN-2kVAC-0.5μF
1	18	0.2	1.6	60	90	M12	CREZN-2kVAC-1μF
2	18	0.3	2	76	122	M12	CREZNIIS-2kVAC-2μF
3	18	0.5	2.8	76	122	M12	CREZNIIS-2kVAC-3μF
4	18	0.7	3	76	152	M12	CREZNIIS-2kVAC-4μF
6	18	0.9	3.5	86	152	M12	CREZNIIS-2kVAC-6μF
10	18	1.2	4	106	152	M16	CREZNIIS-2kVAC-10μF
U _N 2500V AC U _{NDC} 4000V DC U _s 6000V U _{BB} 3750V AC U _{BO} 4500V AC							
0.1	10	0.2	1.4	60	60	M12	CREZN-2.5kVAC-0.1μF
0.22	10	0.2	1.8	60	60	M12	CREZN-2.5kVAC-0.22μF
0.33	10	0.2	1.8	60	90	M12	CREZN-2.5kVAC-0.33μF
0.47	18	0.2	1.8	60	90	M12	CREZN-2.5kVAC-0.47μF
0.5	18	0.2	1.8	60	90	M12	CREZN-2.5kVAC-0.5μF
1	18	0.2	1.8	60	122	M12	CREZNIIS-2.5kVAC-1μF
2	18	0.4	2.2	76	122	M12	CREZNIIS-2.5kVAC-2μF
3	18	0.6	3	76	152	M12	CREZNIIS-2.5kVAC-3μF
4	18	0.8	3.5	86	152	M16	CREZNIIS-2.5kVAC-4μF
6	18	1	4	106	152	M16	CREZNIIS-2.5kVAC-6μF
10	18	1.5	4.5	116	182	M16	CREZNIIS-2.5kVAC-10μF
U _N 3000V AC U _{NDC} 4500V DC U _s 6750V U _{BB} 4500V AC U _{BO} 5200V AC							
0.1	18	0.4	1.6	60	60	M12	CREZN-3kVAC-0.1μF
0.22	18	0.6	2	60	60	M12	CREZN-3kVAC-0.22μF
0.33	18	0.6	2	60	60	M12	CREZN-3kVAC-0.33μF
0.47	18	0.6	2	60	90	M12	CREZN-3kVAC-0.47μF
0.5	18	0.6	2	60	122	M12	CREZN-3kVAC-0.5μF
1	18	0.7	2	76	122	M12	CREZNIIS-3kVAC-1μF
2	18	1.5	4	76	152	M12	CREZNIIS-3kVAC-2μF
3	18	1.8	6	96	152	M16	CREZNIIS-3kVAC-3μF
4	18	3.5	8	106	152	M16	CREZNIIS-3kVAC-4μF
6	18	4	12	106	182	M16	CREZNIIS-3kVAC-6μF
10	18	5	14	116	272	M16	CREZNIIS-3kVAC-10μF
U _N 4000V AC U _{NDC} 5000V DC U _s 7500V U _{BB} 6000V AC U _{BO} 6600V AC							
0.1	18	0.5	1.8	76	122	M12	CREZNIIS-4kVAC-0.1μF
0.22	18	0.7	2.2	76	122	M12	CREZNIIS-4kVAC-0.22μF



规格表 Specification table

C _N (μF)	I _{max} (A _{rms})	I ⁺ (kA)	I _s (kA)	D (mm)	H (mm)	Bottom bolts	Model
U _N 4000V AC U _{NDC} 5000V DC U _s 7500V U _{BB} 6000V AC U _{BO} 6600V AC							
0.33	18	0.7	2.2	76	122	M12	CREZNIIS-4kVAC-0.33μF
0.47	18	0.7	2.2	76	122	M12	CREZNIIS-4kVAC-0.47μF
0.5	18	0.7	2.2	76	122	M12	CREZNIIS-4kVAC-0.5μF
1	18	0.8	2.4	86	152	M12	CREZNIIS-4kVAC-1μF
2	18	1.7	5	106	152	M16	CREZNIIS-4kVAC-2μF
3	18	2	7	106	182	M12	CREZNIIS-4kVAC-3μF
4	18	3.7	11	106	272	M16	CREZNIIS-4kVAC-4μF
U _N 5000V AC U _{NDC} 8000V DC U _s 12000V U _{BB} 7500V AC							
0.1	18	1	2	76	122	M12	CREZNIID-5kVAC-0.1μF
0.22	18	1.2	2.5	76	122	M12	CREZNIID-5kVAC-0.22μF
0.33	18	1.2	2.5	76	152	M12	CREZNIID-5kVAC-0.33μF
0.47	18	1.2	2.5	76	152	M12	CREZNIID-5kVAC-0.47μF
0.5	18	1.2	2.5	76	152	M12	CREZNIID-5kVAC-0.5μF
1	18	1.5	4	106	152	M12	CREZNIID-5kVAC-1μF
2	18	2	6	116	182	M16	CREZNIID-5kVAC-2μF
3	18	2.4	9	116	272	M12	CREZNIID-5kVAC-3μF
U _N 6000V AC U _{NDC} 9000V DC U _s 13500V U _{BB} 8000V AC							
0.1	18	1.2	2.5	76	122	M12	CREZNIID-6kVAC-0.1μF
0.22	18	1.5	3	76	152	M12	CREZNIID-6kVAC-0.22μF
0.33	18	1.5	3	76	152	M12	CREZNIID-6kVAC-0.33μF
0.47	18	1.5	3	76	152	M12	CREZNIID-6kVAC-0.47μF
0.5	18	1.5	3	86	152	M12	CREZNIID-6kVAC-0.5μF
1	18	2	6	106	152	M12	CREZNIID-6kVAC-1μF
2	18	3	6	116	202	M16	CREZNIID-6kVAC-2μF
U _N 7000V AC U _{NDC} 10000V DC U _s 15000V U _{BB} 10500V AC							
0.1	18	1.8	4	76	122	M12	CREZNIID-7kVAC-0.1μF
0.22	18	2.2	6	76	152	M12	CREZNIID-7kVAC-0.22μF
0.33	18	2.2	6	86	152	M12	CREZNIID-7kVAC-0.33μF
0.47	18	2.2	6	86	152	M12	CREZNIID-7kVAC-0.47μF
0.5	18	2.2	6	86	152	M12	CREZNIID-7kVAC-0.5μF
1	18	4	12	106	182	M12	CREZNIID-7kVAC-1μF
2	18	6	12	116	272	M16	CREZNIID-7kVAC-2μF



IGBT 缓冲吸收电容 SMJ-TE series Snubber capacitor



应用 Application

- IGBT缓冲吸收。
- 广泛应用于电力电子设备中开关器件关断时的尖峰电压, 尖峰电流吸收保护。

应用 Application

- IGBT snubber.
- Widely used in power electronic equipment when the peak voltage, peak current absorption protection.

性能参数 Technical data

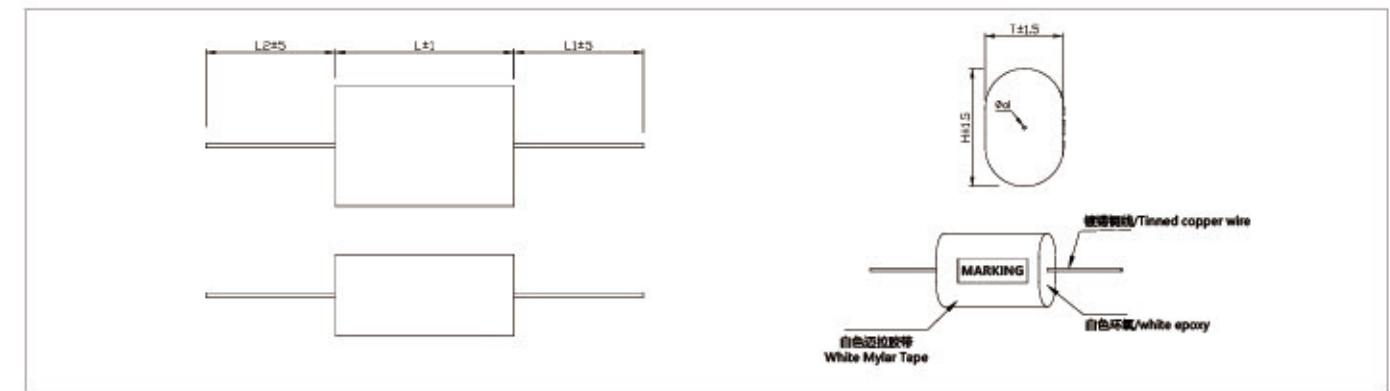
工作温度范围 / Operating temperature range	Max.Operating temperature.,Top,max : + 85°C Upper category temperature: +85°C Lower category temperature : - 40°C
容量范围(C _N) / Capacitance range	0.1μF~ 5.6μF
额定电压(U _N) / Rated voltage	630V.DC ~ 2000V.DC
容量偏差 / Cap.tol	±5%(J); ±10%(K)
耐电压 / Withstand voltage	1.5U _{NDC} / 10s
损耗角正切 / Dissipation factor	tgδ≤0.0005 C<1μF f=10kHz tgδ≤0.001 C≥1μF f=10kHz
绝缘电阻/Insulation resistance	C ≤ 0.33μF R _s ≥30000 MΩ(at 20°C 100V.DC 60s) C>0.33μF R _s ×C≥10000s (at 20°C 100V.DC 60s)

性能参数 Technical data

续上表

耐脉冲电流冲击 / Withstand strike current	具体见规格表/See the specification sheet
预期寿命/Life expectancy	100000h (U _N ; θ _{hotspot} ≤ 85°C)
引用标准/Reference standard	IEC61071;GB/T17702

外形图 The contour map



产品编码说明 Part number system

Model			Capacitance			U _N (DC)				Cap. tol	Length		Lead	Internal feature code	
1	2	3	4	5	6	7	8	9	10	11	12	13	14	15	16
S	T	E	4	7	4	1	2	0	0	J	4	4	A	0	1
1	~	3	位: 型号代码/Model												
4	~	6	位: 标称容量/Nominal Capacity e.g. 474=47×10 ⁴ pF=0.47μF												
7	~	10	位: 额定电压(直流) / U _N (DC) e.g. 1200=1200VDC												
		11	位: 容量偏差等级/Capacitance Tolerance ±5% (J) ; ±10% (K)												
12	~	13	位: 长度/Length e.g. 44=44mm												
		14	位: 引出形式/Lead A: Φ0.8×30 B: Φ1.0×42 C: Φ1.2×42												
15	~	16	位: 内部特征码/Internal feature code												

IGBT 缓冲吸收电容 SMJ-TE series Snubber capacitor

规格表 Specification table

C _N (μF)	L (mm)	T (mm)	H (mm)	φD (mm)	ESR @100kHz (mΩ)	ESL (nH)	dv/dt (V/μS)	I _p (A)	I _{rms} @25°C 100kHz (A)	Part number
U _N 630V.DC Urms 400V.AC Us 945V										
0.22	32	9.5	17.5	0.8	16	23	300	66	5.3	STE2240630*32A**
0.33	32	12	20	1	13	22	200	66	6.5	STE3340630*32B**
0.47	32	14.5	22.5	1	11	21	220	103.4	8.3	STE4740630*32B**
0.68	32	18	26	1	10	20	180	122.4	9.5	STE6840630*32B**
1	37	11	19	1	8	28	150	150	7.6	STE1050630*37B**
1.5	37	13.5	21.5	1	7	27	150	225	9.5	STE1550630*37B**
2	37	16	24	1.2	6	24	130	260	10.2	STE2050630*37C**
2.5	37	18	26	1.2	5.5	25	120	300	10.5	STE2550630*37C**
3	37	20	28	1.2	5	30	110	330	10.8	STE3050630*37C**
3.3	37	21	29	1.2	4.5	30	110	363	11.2	STE3350630*37C**
4	57	27	36.5	1.2	4.2	32	220	880	12.8	STE4050630*57C**
4.7	57	28	40.5	1.2	3.8	32	200	940	13.8	STE4050630*57C**
5.6	57	31	33.5	1.2	3.5	32	185	1036	13.5	STE5650630*57C**
6.8	37	29	41.5	1.2	2.5	28	100	680	13.8	STE6850630*37C**
6.8	57	34	46.5	1.2	2.8	30	180	1224	14.2	STE6850630*57C**
U _N 1000V.DC Urms 500V.AC Us 1500V										
0.15	32	10	17.5	0.8	20	20	1100	165	5.5	STE1541000*32A**
0.22	32	12	20	1	15	21	1000	220	7.3	STE2241000*32B**
0.33	32	15.5	23	1	13	21	1000	330	8.7	STE3341000*32B**
0.47	32	18.5	26	1.2		23	1000	470	10.5	STE4741000*32C**
0.47	44	14	22	1.2	9	24	900	423	9.5	STE4741000*44C**
0.15	32	10	17.5	0.8	20	20	1100	165	5.5	STE1541000*32A**
0.22	32	12	20	1	15	21	1000	220	7.3	STE2241000*32B**
0.33	32	15.5	23	1	13	21	1000	330	8.7	STE3341000*32B**
0.47	32	18.5	26	1.2		23	1000	470	10.5	STE4741000*32C**
0.47	44	14	22	1.2	9	24	900	423	9.5	STE4741000*44C**
0.68	32	20	32.5	1.2	7	25	900	612	10.8	STE6841000*32C**
0.68	44	17	25	1.2	6	26	800	544	10.2	STE6841000*44C**
1	44	21.5	29.5	1.2	5.6	27	900	900	11	STE1051000*44C**
1.5	44	26	35.5	1.2	5	29	900	1350	12	STE1551000*44C**
1.5	57	21	29	1.2	5	30	700	1050	12.2	STE1551000*57C**
2	44	28	40.5	1.2	4.8	30	800	1600	13.2	STE2051000*44C**



规格表 Specification table

续上表

C _N (μF)	L (mm)	T (mm)	H (mm)	φD (mm)	ESR @100kHz (mΩ)	ESL (nH)	dv/dt (V/μS)	I _p (A)	I _{rms} @25°C 100kHz (A)	Part number
U _N 1000V.DC Urms 500V.AC Us 1500V										
1.5	57	21	29	1.2	5	30	700	1050	12.2	STE1551000*57C**
2	44	28	40.5	1.2	4.8	30	800	1600	13.2	STE2051000*44C**
2	57	24	33.5	1.2	4.8	32	600	1200	12.8	STE2051000*57C**
2.2	44	30	42.5	1.2	4.2	32	600	1320	13.8	STE2251000*44C**
2.2	57	25	34.5	1.2	4.2	32	500	1100	13.5	STE2251000*57C**
2.5	57	25	38	1.2	4	33	500	1250	14.2	STE2551000*57C**
3	57	28	40.5	1.2	3.5	34	480	1440	15.6	STE3051000*57C**
3.3	57	29.5	42	1.2	3.2	35	450	1485	16.5	STE3351000*57C**
3.5	57	30.5	43	1.2	3.2	35	450	1575	17.2	STE3551000*57C**
4.7	57	35	50.5	1.2	3	36	420	1974	17.8	STE4751000*57C**
5.6	57	38.5	65	1.2	2.8	38	400	2240	18.2	STE5651000*57C**
U _N 1200V.DC Urms 550V.AC Us 1800V										
0.1	32	8.5	16	0.8	20	20	1300	130	6	STE1041200*32A**
0.15	32	10	17.5	1	18	20	1200	180	7.5	STE1541200*32B**
0.22	32	13	21	1	15	22	1200	264	8.3	STE2241200*32B**
0.33	32	16	24	1	12	23	1200	396	9	STE3341200*32B**
0.47	32	17.5	30	1.2	10	23	1200	564	9.5	STE4741200*32C**
0.47	44	15	23	1.2	9	26	1100	517	9.8	STE4741200*44C**
0.68	32	21.5	34	1.2	8	25	1100	517	10	STE6841200*32C**
0.68	44	18.5	26.5	1.2	6	27	1000	680	11.7	STE6841200*44C**
1	44	23	31	1.2	5	28	1000	1000	12.4	STE1051200*44C**
1.5	44	26.5	39	1.2	5	30	950	1425	13.5	STE1551200*44C**
1.5	57	22.5	30.5	1.2	5	29	900	1350	12.6	STE1551200*57C**
2	44	29	45	1.2	5	30	800	1600	14.2	STE2051200*44C**
2	57	26.5	34.5	1.2	4.8	30	750	1500	13.8	STE2051200*57C**
2.2	44	31	47	1.2	4.2	32	800	1760	14.5	STE2251200*44C**
2.2	57	27.5	35.5	1.2	4.2	35	700	1540	14.5	STE2251200*57C**
3	57	29	44.5	1.2	3.2	37	500	1500	17.2	STE3051200*57C**
3.3	57	30.5	46	1.2	3.2	38	450	1485	17.8	STE3351200*57C**
4.7	57	38	53.5	1.2	3	38	420	1974	18.2	STE4751200*57C**
U _N 1700V.DC Urms 575V.AC Us 2550V										
0.1	32	9.5	17.5	0.8	18	25	1300	130	7.5	STE1041700*32A**
0.15	32	12	20	1	16	24	1200	180	8.5	STE1541700*32B**



IGBT 缓冲吸收电容 SMJ-TE series Snubber capacitor

GTO 缓冲吸收电容 SMJ-TC series Snubber capacitor

规格表 Specification table

续上表

C _N (μF)	L (mm)	T (mm)	H (mm)	φD (mm)	ESR @100kHz (mΩ)	ESL (nH)	dv/dt (V/μs)	I _p (A)	I _{rms} @25°C 100kHz (A)	Part number
U_N 1700V,DC Urms 575V,AC U_s 2550V										
0.22	32	15	23	1	15	24	1200	264	9.3	STE2241700*32B**
0.33	32	18.5	26.5	1	12	22	1200	396	9.9	STE3341700*32B**
0.33	44	13.5	21.5	1.2	12	29	1100	363	10.2	STE3341700*44C**
0.47	44	16	24	1.2	9	28	1000	470	11.2	STE4741700*44C**
0.68	44	20	28	1.2	8	27	1000	680	11.7	STE6841700*44C**
1	44	24	33.5	1.2	5.6	26	900	900	12.4	STE1051700*44C**
1	57	19.5	27.5	1.2	6	33	850	850	10.8	STE1051700*57C**
1.5	44	28	40.5	1.2	4.8	25	800	1200	13.5	STE1551700*44C**
1.5	57	24	32	1.2	5	33	750	1125	13.5	STE1551700*57C**
2	44	31.5	47	1.2	4.5	24	750	1500	14.2	STE2051700*44C**
2	57	27.5	37	1.2	4.8	32	650	1300	12.8	STE2051700*57C**
2.2	44	33.5	49	1.2	4.5	34	700	1540	15.6	STE2251700*44C**
2.2	57	29	40	1.2	4.2	32	600	1320	14.5	STE2251700*57C**
3	57	31	46.5	1.2	4	30	560	1680	17.2	STE3051700*57C**
3.3	57	33	48.5	1.2	3.2	29	500	1650	17.6	STE3351700*57C**
4	57	37	52.5	1.2	3	28	450	1800	18.2	STE4051700*57C**
U_N 2000V,DC Urms 700V,AC U_s 3000V										
0.068	32	9	17	0.8	25	23	1500	102	6.9	STE6832000*32B**
0.1	32	11.5	19.5	1	18	22	1500	150	8.2	STE1042000*32B**
0.1	37	10.5	18.5	1	18	26	1450	145	8	STE1042000*37B**
0.22	32	17.5	25.5	1.2	15	21	1400	308	9.1	STE2242000*32C**
0.22	37	16	24	1.2	15	25	1300	286	9	STE2242000*37C**
0.33	37	20	28	1.2	12	24	1250	412.5	9.5	STE3342000*37C**
0.33	44	18	26	1.2	12	30	1200	396	10.2	STE3342000*44C**
0.47	44	19.5	32	1.2	10	29	1100	517	12.4	STE4742000*44C**
0.68	44	24	36.5	1.2	8	28	1000	680	14.2	STE6842000*44C**
0.68	57	18.5	31	1.2	8	27	900	612	14.2	STE6842000*57C**
1	57	23.5	36	1.2	6	31	950	950	14.5	STE1052000*57C**
1.5	57	29.5	42	1.2	5	31	850	1275	14.5	STE1552000*57C**
2	57	33	48.5	1.2	4.2	31	750	1500	16.5	STE2052000*57C**
2.2	57	35	50.5	1.2	4	30	700	1540	17.8	STE2252000*57C**
U_N 3000V,DC Urms 750V,AC U_s 4500V										
0.047	44	13.5	21.5	1	22	20	2000	94	8.5	STE4733000*44B**
0.068	44	17	25	1	20	20	1800	122.4	10.5	STE4733000*44B**
0.1	44	20.5	28.5	1.2	18	20	1500	150	12.4	STE1043000*44C**
0.15	44	26	34	1.2	16	22	1350	202.5	13.8	STE1543000*44C**
0.22	44	29	41.5	1.2	14.5	22	1200	264	14.5	STE2243000*44C**

铜螺母引出,体积小,安装简单方便
Copper nut leads,small size,easy installation

高频大电流承受能力
High-frequency current capacity

迈拉胶带封装,干式树脂灌注
Myra tape encapsulation,dry resin infusion

自感(ESL)小,等效串联(ESR)小
Low ESL and ESR

高纹波电流,高dv/dt承受能力
High pulse current, high dv/dt withstand capability



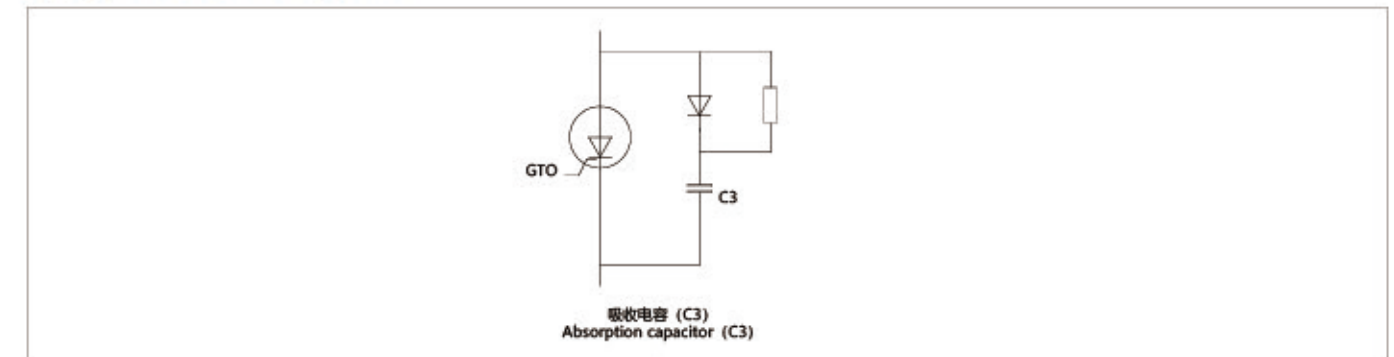
应用

- GTO缓冲吸收。
- 广泛应用于电力电子设备中开关器件关断时的尖峰电压,尖峰电流吸收保护。

Application

- GTO snubber.
- Widely used in power electronic electronic equipment when the peak voltage,peak current absorption protection

线路图 The circuit diagram



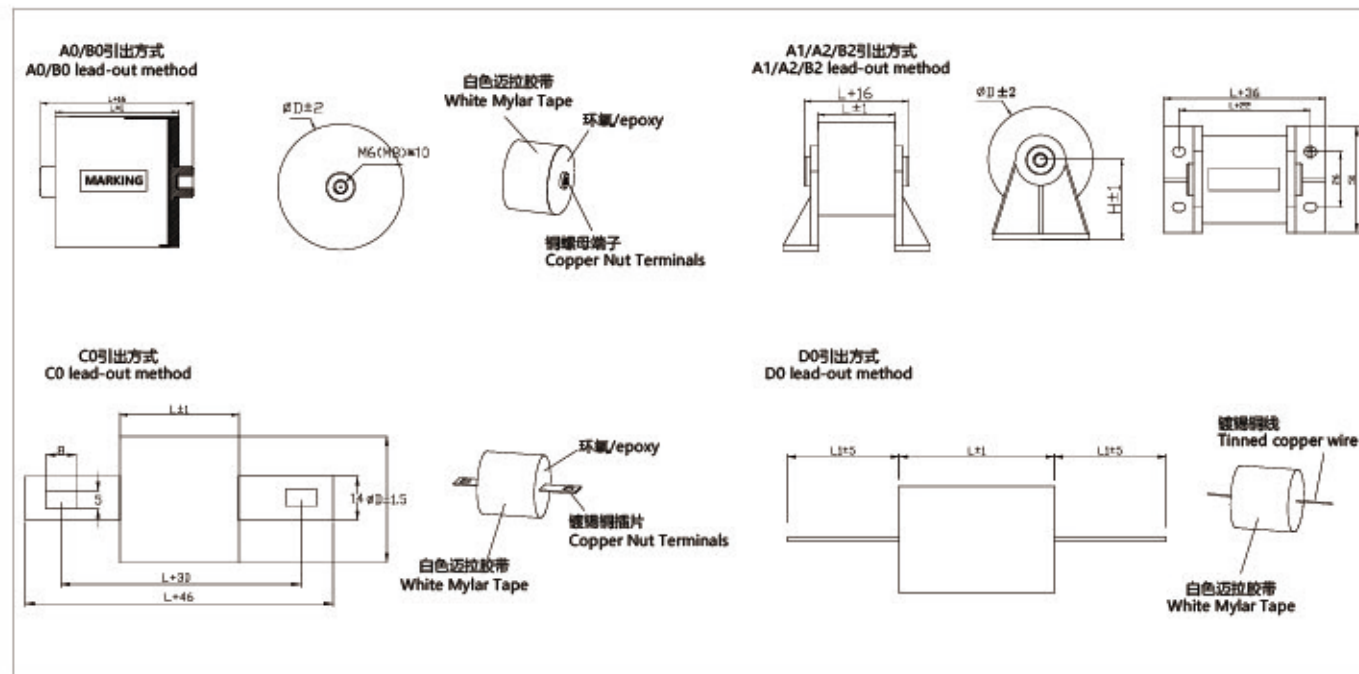
GTO 缓冲吸收电容 SMJ-TC series

Snubber capacitor

性能参数 Technical data

工作温度范围/Operating temperature range	Max.Operating temperature.Top,max:+85°C Upper category temperaturer:+85°C Lower category temperaturer:-40°C
容量范围 (C _N) /Capacitance range	0.22μF~3μF
额定电压 (U _N) /Rated voltage	3000V.DC~10000V.DC
容量偏差/Cap.tol	±5% (J) ; ±10% (K)
耐电压/Withstand voltage	1.35U _N /10s
损耗角正切/Dissipation factor	tgδ≤0.001 f=1kHz
绝缘电阻/Insulation resistance	C≤0.33μF R _S ≥15000MΩ (at 20°C 100V.DC 60s) C>0.33μF R _S ×C≥5000s (at 20°C 100V.DC 60s)
耐脉冲电流冲击/Withstand strike current	见附表/See attached table
预期寿命/Life expectancy	100000h (U _N ; θ _{hotspot} ≤70°C)
引用标准/Reference standard	IEC61071

外形图 The contour map



产品编码说明 Part number system

Model			Capacitance			U _N (DC)					Cap. tol	Length		Lead	mounting bracket	Internal feature code	
1	2	3	4	5	6	7	8	9	10	11	12	13	14	15	16	17	18
5	T	C	1	0	5	0	7	0	0	0	J	8	0	A	0	0	1

1 ~ 3 位: 型号代码/Model

4 ~ 6 位: 标称容量/Nominal Capacity
 e.g. 105=10×10⁵ pF=1μF

7 ~ 11 位: 额定电压(直流) / U_N(DC)
 e.g. 07000=7000VDC

12 位: 容量偏差等级/Capacitance Tolerance
 ±5% (J) ; ±10% (K)

13 ~ 14 位: 长度/Length
 e.g. 80=80mm

15 位: 引出形式/Lead
 A: M6×10螺母引出/screw nut
 B: M8×10螺母引出/screw nut

C: 直插片引出/Plated lead

D: 插针引出/Pin lead (φ1.2)

16 位: 安装支架代码: /mounting bracket

0: Non-bracket

1: 1类支架/ Class 1 bracket (H=35mm)

2: 2类支架/ Class 2 bracket (H=41mm)

3: 3类支架/ Class 3 bracket (H=37mm)

17 ~ 18 位: 内部特征码/Internal feature code

GTO 缓冲吸收电容 SMJ-TC series Snubber capacitor

Resonance / Snubber RMJ-PS series

规格表 Specification table

续上表

C _N (μF)	φD (mm)	L (mm)	ESL (nH)	dv/dt (V/μS)	I _p (A)	I _{rms} (A)	Part number
U_N = 3000V.DC							
0.22	35	44	25	1100	242	30	STC2243000*44****
0.33	43	44	25	1000	330	35	STC3343000*44****
0.47	51	44	22	850	399	45	STC4743000*44****
0.68	61	44	22	800	544	55	STC6843000*44****
1	74	44	20	700	700	65	STC1053000*44****
1.2	80	44	20	650	780	75	STC1253000*44****
1.5	52	70	30	600	900	45	STC1553000*70****
2	60	70	30	500	1000	55	STC2053000*70****
3	73	70	30	400	1200	65	STC3053000*70****
4	83	70	30	350	1400	70	STC4053000*70****
U_N = 6000V.DC							
0.22	43	60	25	1500	330	35	STC2246000*60****
0.33	52	60	25	1200	396	45	STC3346000*60****
0.47	62	60	25	1000	470	50	STC4746000*60****
0.68	74	60	22	900	612	60	STC6846000*60****
1	90	60	22	800	900	75	STC1056000*60****
U_N = 7000V.DC							
0.22	45	57	25	1100	242	30	STC2247000*57****
0.68	36	80	28	1000	680	25	STC6847000*80****
1	43	80	28	850	850	30	STC1057000*80****
1.5	52	80	25	800	1200	35	STC1557000*80****
1.8	57	80	25	700	1260	40	STC1857000*80****
2	60	80	23	650	1300	45	STC2057000*80****
3	73	80	22	500	1500	50	STC3057000*80****
U_N = 8000V.DC							
0.33	35	90	30	1100	363	25	STC3348000*90****
0.47	41	90	28	1000	470	30	STC4748000*90****
0.68	49	90	28	850	578	35	STC6848000*90****
1	60	90	25	800	800	40	STC1058000*90****
1.5	72	90	25	700	1050	45	STC1558000*90****
2	83	90	25	650	1300	50	STC2058000*90****
U_N = 10000V.DC							
0.33	45	114	35	1500	495	30	STC33410000*114****
0.47	54	114	35	1300	611	35	STC47410000*114****
0.68	65	114	35	1200	816	40	STC68410000*114****
1	78	114	30	1000	1000	55	STC10510000*114****
1.5	95	114	30	800	1200	70	STC15510000*114****



应用

- LLC共振电路
- 广泛应用于电力电子器件的串联/并联谐振电路
- 开关电源
- IGBT的缓冲吸收

Application

- LLC typology in resonant circuits.
- Widely used in power electronic devices in series / parallel resonant circuit.
- Switched-mode power supply.
- IGBT Snubber.

性能参数 Technical data

气候类别/阻燃等级 Climatic Category / Passive Flammability Category	55/105/56		
工作温度范围/ Operating temperature range	-55°C~ +105°C +85°C to +105°C: Decreasing factor 1.25% per °C for U _N (DC) +75°C to +105°C: Decreasing factor 1.35% per °C for U _N (AC)		
容量范围/ Capacitance range	0.00022~8μF		
额定电压/ Rated voltage	250V~2000V		
容量偏差/ Capacitance tolerance	±5%(J) ; ±10%(K) ; ±20%(M)		
损耗角正切/ Dissipation factor	≤1×10 ⁻³ at 1kHz, 20°C		
绝缘电阻/insulation resistance	V test(VDC) 1min, 20°C	C _N ≤0.33μF	C _N >0.33μF
	100±15	≥100GΩ	≥30000s
直流电压测试/ DC test voltage	1.6U _N , 5 s		



Resonance / Snubber RMJ-PS series

DV/DT数据 /THE DV/DT TABLE

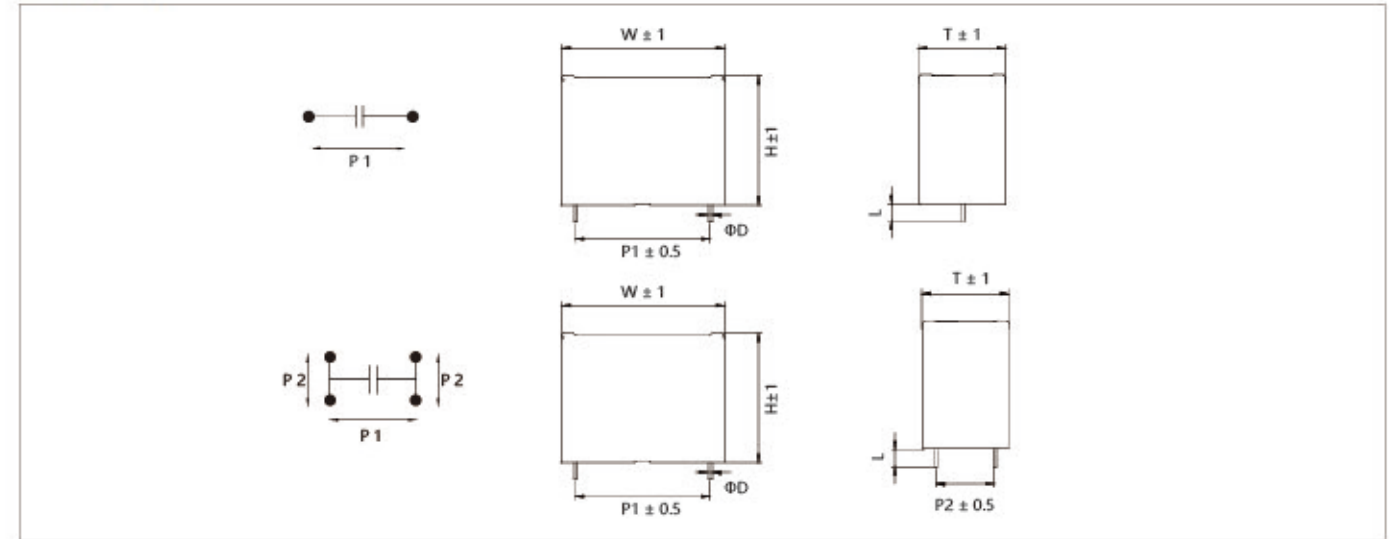
U _{max} (V)	Dv/dt (V/μs)					
	P=10mm	P=15mm	P=22.5mm	P=27.5mm	P=37.5mm	P=52.5mm
250	1000	550	250	200	/	/
400	1500	900	500	300	/	/
630	3200	2500	1500	900	500	300
1000	6000	3300	2100	1000	800	500
1600	/	6000	3000	2000	1200	800
2000	/	10000	5000	2200	1500	1000

产品编码说明 Part number system

Model			Capacitance			U _N (DC)				Cap. tol	Number of leads	P1	P2	Length of leads	Internal feature code	
1	2	3	4	5	6	7	8	9	10	11	12	13	14	15	16	17
R	P	S	1	0	5	0	6	3	0	J	4	P1	P2	L	0	1
1	~	3	位: 型号代码/Model													
4	~	6	位: 标称容量/Nominal Capacity e.g. 105=10 × 10 ⁵ pF = 1μF													
7	~	10	位: 额定电压(直流) / U _N (DC) e.g. 0630=630VDC													
11	位: 容量偏差等级/Capacitance Tolerance J=±5% K=±10% M=±20%															
12	位: 引出数量/Number of leads 2: 2 pins 4: 4 pins															
13	位: 脚距P1/Distance between mounting holes P1 2: P1=10 6: P1=37.5 3: P1=15 7: P1=52.5 4: P1=22.5 8: others 5: P1=27.5															
14	位: 脚距P2/Distance between mounting holes P2 0: 无 2: P2=20.3 1: P2=10.2 3: others															
15	位: 引出长度L/Length of leads 1: L=4 2: L=15															
16	~	17	位: 内部特征码/Internal feature code 01													



规格表 Specification table



规格表 Specification table

C _N (μF)	尺寸/Dimension (mm)						Part number
	W (mm)	T (mm)	H (mm)	ΦD	P1	P2	
250VDC(180Vac)							
0.027	13	4	9	0.6	10	/	RPS2730250*220***
0.033	13	4	9	0.6	10	/	RPS3330250*220***
0.039	13	4	9	0.6	10	/	RPS3930250*220***
0.047	13	5	11	0.6	10	/	RPS4730250*220***
0.056	13	5	11	0.6	10	/	RPS5630250*220***
0.068	13	6	12	0.6	10	/	RPS6830250*220***
0.082	13	6	12	0.6	10	/	RPS8230250*220***
0.068	17.5	5	11	0.8	15	/	RPS6830250*230***
0.082	17.5	5	11	0.8	15	/	RPS8230250*230***
0.10	17.5	5	11	0.8	15	/	RPS1040250*230***
0.12	17.5	6	12	0.8	15	/	RPS1240250*230***
0.15	17.5	6	12	0.8	15	/	RPS1540250*230***
0.18	17.5	7.5	13.5	0.8	15	/	RPS1840250*230***
0.22	17.5	7.5	13.5	0.8	15	/	RPS2240250*230***
0.27	17.5	8.5	14.5	0.8	15	/	RPS270250*230***
0.33	17.5	10	16	0.8	15	/	RPS3340250*230***

C _N (μF)	尺寸/Dimension (mm)						Part number
	W (mm)	T (mm)	H (mm)	ΦD	P1	P2	
250VDC(180Vac)							
0.39	17.5	10	16	0.8	15	/	RPS3940250*230***
0.22	26.5	6	15	0.8	22.5	/	RPS2240250*240***
0.27	26.5	6	15	0.8	22.5	/	RPS2740250*240***
0.33	26.5	6	15	0.8	22.5	/	RPS3340250*240***
0.39	26.5	7	16	0.8	22.5	/	RPS3940250*240***
0.47	26.5	7	16	0.8	22.5	/	RPS4740250*240***
0.56	26.5	8.5	17	0.8	22.5	/	RPS5640250*240***
0.68	26.5	10	18.5	0.8	22.5	/	RPS6840250*240***
0.82	26.5	10	18.5	0.8	22.5	/	RPS8240250*240***
1.0	26.5	12	22	0.8	22.5	/	RPS1050250*240***
0.82	32	9	18	0.8	27.5	/	RPS8240250*250***
1.0	32	11	20	0.8	27.5	/	RPS1050250*250***
1.2	32	11	20	0.8	27.5	/	RPS1250250*250***
1.5	32	13	22	0.8	27.5	/	RPS1550250*250***
1.8	32	15	24.5	0.8	27.5	/	RPS1850250*250***
2.2	32	15	24.5	0.8	27.5	/	RPS2250250*250***



Resonance / Snubber RMJ-PS series

规格表 Specification table

C _N (μ F)	尺寸/Dimension (mm)						Part number
	W (mm)	T (mm)	H (mm)	ϕ D	P1	P2	
250VDC(180Vac)							
2.7	32	18	33	0.8	27.5	/	RPS2750250*250***
3.3	32	18	33	0.8	27.5	/	RPS3350250*250***
3.9	32	18	33	0.8	27.5	/	RPS3950250*250***
400VDC(250Vac)							
0.010	13	4	9	0.6	10	/	RPS1030400*220***
0.012	13	4	9	0.6	10	/	RPS1230400*220***
0.015	13	4	9	0.6	10	/	RPS1530400*220***
0.018	13	4	9	0.6	10	/	RPS1830400*220***
0.022	13	4	9	0.6	10	/	RPS2230400*220***
0.027	13	5	11	0.6	10	/	RPS2730400*220***
0.033	13	5	11	0.6	10	/	RPS3330400*220***
0.039	13	6	12	0.6	10	/	RPS3930400*220***
0.047	13	6	12	0.6	10	/	RPS4730400*220***
0.033	17.5	5	11	0.8	15	/	RPS3330400*230***
0.039	17.5	5	11	0.8	15	/	RPS3930400*230***
0.047	17.5	5	11	0.8	15	/	RPS4730400*230***
0.056	17.5	5	11	0.8	15	/	RPS5630400*230***
0.068	17.5	6	12	0.8	15	/	RPS6830400*230***
0.082	17.5	6	12	0.8	15	/	RPS8230400*230***
0.10	17.5	7.5	13.5	0.8	15	/	RPS1040400*230***
0.12	17.5	7.5	13.5	0.8	15	/	RPS1240400*230***
0.15	17.5	8.5	14.5	0.8	15	/	RPS1540400*230***
0.18	17.5	10	16	0.8	15	/	RPS1840400*230***
0.22	17.5	10	16	0.8	15	/	RPS2240400*230***
0.27	17.5	11	19	0.8	15	/	RPS2740400*230***
0.12	26.5	6	15	0.8	22.5	/	RPS1240400*240***
0.15	26.5	6	15	0.8	22.5	/	RPS1540400*240***
0.18	26.5	6	15	0.8	22.5	/	RPS1840400*240***
0.22	26.5	7	16	0.8	22.5	/	RPS2240400*240***

C _N (μ F)	尺寸/Dimension (mm)						Part number
	W (mm)	T (mm)	H (mm)	ϕ D	P1	P2	
400VDC(250Vac)							
0.27	26.5	8.5	17	0.8	22.5	/	RPS2740400*240***
0.33	26.5	8.5	17	0.8	22.5	/	RPS3340400*240***
0.39	26.5	10	18.5	0.8	22.5	/	RPS3940400*240***
0.47	26.5	10	18.5	0.8	22.5	/	RPS4740400*240***
0.56	26.5	12	22	0.8	22.5	/	RPS5640400*240***
0.68	26.5	12	22	0.8	22.5	/	RPS6840400*240***
0.39	32	9	18	0.8	27.5	/	RPS3940400*250***
0.47	32	9	18	0.8	27.5	/	RPS4740400*250***
0.56	32	11	20	0.8	27.5	/	RPS5640400*250***
0.68	32	11	20	0.8	27.5	/	RPS6840400*250***
0.82	32	13	22	0.8	27.5	/	RPS8240400*250***
1.0	32	15	24.5	0.8	27.5	/	RPS1050400*250***
1.2	32	15	24.5	0.8	27.5	/	RPS1250400*250***
1.5	32	18	33	0.8	27.5	/	RPS1550400*250***
1.8	32	18	33	0.8	27.5	/	RPS1850400*250***
630VDC(400Vac)							
0.0039	13	4	9	0.6	10	/	RPS3920630*220***
0.0047	13	4	9	0.6	10	/	RPS4720630*220***
0.0056	13	4	9	0.6	10	/	RPS5620630*220***
0.0068	13	4	9	0.6	10	/	RPS6820630*220***
0.0082	13	4	9	0.6	10	/	RPS8220630*220***
0.010	13	5	11	0.6	10	/	RPS1030630*220***
0.012	13	5	11	0.6	10	/	RPS1230630*220***
0.015	13	6	12	0.6	10	/	RPS1530630*220***
0.018	13	6	12	0.6	10	/	RPS1830630*220***
0.010	17.5	5	11	0.8	15	/	RPS1030630*230***
0.012	17.5	5	11	0.8	15	/	RPS1230630*230***
0.015	17.5	5	11	0.8	15	/	RPS1530630*230***
0.018	17.5	5	11	0.8	15	/	RPS1830630*230***

规格表 Specification table

C _N (μ F)	尺寸/Dimension (mm)						Part number
	W (mm)	T (mm)	H (mm)	ϕ D	P1	P2	
630VDC(400Vac)							
0.022	17.5	5	11	0.8	15	/	RPS2230630*230***
0.027	17.5	5	11	0.8	15	/	RPS2730630*230***
0.033	17.5	6	12	0.8	15	/	RPS3330630*230***
0.039	17.5	6	12	0.8	15	/	RPS3930630*230***
0.047	17.5	6	12	0.8	15	/	RPS4730630*230***
0.056	17.5	7.5	13.5	0.8	15	/	RPS5630630*230***
0.068	17.5	8.5	14.5	0.8	15	/	RPS6830630*230***
0.082	17.5	8.5	14.5	0.8	15	/	RPS8230630*230***
0.10	17.5	10	16	0.8	15	/	RPS1040630*230***
0.12	17.5	11	19	0.8	15	/	RPS1240630*230***
0.047	26.5	6	15	0.8	22.5	/	RPS4730630*240***
0.056	26.5	6	15	0.8	22.5	/	RPS5630630*240***
0.068	26.5	6	15	0.8	22.5	/	RPS6830630*240***
0.082	26.5	6	15	0.8	22.5	/	RPS8230630*240***
0.10	26.5	6	15	0.8	22.5	/	RPS1040630*240***
0.12	26.5	7	16	0.8	22.5	/	RPS1240630*240***
0.15	26.5	8.5	17	0.8	22.5	/	RPS1540630*240***
0.18	26.5	8.5	17	0.8	22.5	/	RPS1840630*240***
0.22	26.5	10	18.5	0.8	22.5	/	RPS2240630*240***
0.27	26.5	12	22	0.8	22.5	/	RPS2740630*240***
0.33	26.5	12	22	0.8	22.5	/	RPS3340630*240***
0.39	26.5	12	22	0.8	22.5	/	RPS3940630*240***
0.15	32	9	18	0.8	27.5	/	RPS1540630*250***
0.18	32	9	18	0.8	27.5	/	RPS1840630*250***
0.22	32	9	18	0.8	27.5	/	RPS2240630*250***
0.27	32	9	18	0.8	27.5	/	RPS2740630*250***
0.33	32	11	20	0.8	27.5	/	RPS3340630*250***
0.39	32	11	20	0.8	27.5	/	RPS3940630*250***
0.47	32	13	22	0.8	27.5	/	RPS4740630*250***

续上表

C _N (μ F)	尺寸/Dimension (mm)						Part number
	W (mm)	T (mm)	H (mm)	ϕ D	P1	P2	
630VDC(400Vac)							
0.56	32	13	22	0.8	27.5	/	RPS5640630*250***
0.68	32	15	24.5	0.8	27.5	/	RPS6840630*250***
0.82	32	14	28	0.8	27.5	/	RPS8240630*250***
1.0	32	18	33	0.8	27.5	/	RPS1050630*250***
1.2	32	18	33	0.8	27.5	/	RPS1250630*250***
0.47	42.5	14	28	1.0	37.5	/	RPS4740630*260***
1	42.5	24.5	27.5	1.0	37.5	20.3	RPS1050630*462***
1.5	42.5	33.5	35.5	1.0	37.5	20.3	RPS1550630*462***
2	42.5	33	35.5	1.2	37.5	20.3	RPS2050630*462***
2.5	42.5	33	45	1.0	37.5	10.2	RPS2550630*461***
3	42.5	33	45	1.0	37.5	10.2	RPS3050630*461***
3	57.5	30	45	1.2	52.5	20.3	RPS3050630*472***
3.5	42.5	33	45	1.2	52.5	10.2	RPS3550630*471***
3.5	57.5	30	45	1.2	52.5	20.3	RPS3550630*472***
4.7	57.5	35	50	1.0	52.5	10.2	RPS4750630*471***
5.6	57.5	38	54	1.0	52.5	10.2	RPS5650630*471***
6	57.5	38	54	1.2	52.5	10.2	RPS6050630*471***
6.8	57.5	42.5	56	1.2	52.5	10.2	RPS6850630*471***
8	57.5	42.5	56	1.2	52.5	10.2	RPS8050630*471***
1000VDC(600Vac)							
0.0010	13	4	9	0.6	10	/	RPS1021000*220***
0.0012	13	4	9	0.6	10	/	RPS1221000*220***
0.0015	13	4	9	0.6	10	/	RPS1521000*220***
0.0018	13	4	9	0.6	10	/	RPS1821000*220***
0.0022	13	4	9	0.6	10	/	RPS2221000*220***
0.0027	13	4	9	0.6	10	/	RPS2721000*220***
0.0033	13	4	9	0.6	10	/	RPS3321000*220***
0.0039	13	5	11	0.6	10	/	RPS3921000*220***
0.0047	13	5	11	0.6	10	/	RPS4721000*220***



Resonance / Snubber RMJ-PS series

规格表 Specification table

C _N (μF)	尺寸/Dimension (mm)						Part number
	W (mm)	T (mm)	H (mm)	φD	P1	P2	
1000VDC(600Vac)							
0.0056	13	6	12	0.6	10	/	RPS5621000*220***
0.0068	13	6	12	0.6	10	/	RPS6821000*220***
0.0082	17.5	5	11	0.8	15	/	RPS8221000*230***
0.010	17.5	5	11	0.8	15	/	RPS1031000*230***
0.012	17.5	5	11	0.8	15	/	RPS1231000*230***
0.015	17.5	5	11	0.8	15	/	RPS1531000*230***
0.018	17.5	7.5	13.5	0.8	15	/	RPS1831000*230***
0.022	17.5	7.5	13.5	0.8	15	/	RPS2231000*230***
0.027	17.5	8.5	14.5	0.8	15	/	RPS2731000*230***
0.033	17.5	8.5	14.5	0.8	15	/	RPS3331000*230***
0.039	17.5	10	16	0.8	15	/	RPS3931000*230***
0.047	17.5	11	19	0.8	15	/	RPS4731000*230***
0.027	26.5	6	15	0.8	22.5	/	RPS2731000*240***
0.033	26.5	6	15	0.8	22.5	/	RPS3331000*240***
0.039	26.5	6	15	0.8	22.5	/	RPS3931000*240***
0.047	26.5	7	16	0.8	22.5	/	RPS4731000*240***
0.056	26.5	7	16	0.8	22.5	/	RPS5631000*240***
0.068	26.5	8.5	17	0.8	22.5	/	RPS6831000*240***
0.082	26.5	10	18.5	0.8	22.5	/	RPS8231000*240***
0.10	26.5	10	18.5	0.8	22.5	/	RPS1041000*240***
0.12	26.5	12	22	0.8	22.5	/	RPS1241000*240***
0.15	26.5	12	22	0.8	22.5	/	RPS1541000*240***
0.10	32	9	18	0.8	27.5	/	RPS1041000*250***
0.12	32	11	20	0.8	27.5	/	RPS1241000*250***
0.15	32	11	20	0.8	27.5	/	RPS1541000*250***
0.18	32	13	22	0.8	27.5	/	RPS1841000*250***
0.22	32	13	22	0.8	27.5	/	RPS2241000*250***
0.27	32	15	24.5	0.8	27.5	/	RPS2741000*250***
0.33	32	14	28	0.8	27.5	/	RPS3341000*250***

C _N (μF)	尺寸/Dimension (mm)						Part number
	W (mm)	T (mm)	H (mm)	φD	P1	P2	
1000VDC(600Vac)							
0.39	32	18	33	0.8	27.5	/	RPS3941000*250***
0.47	32	18	33	0.8	27.5	/	RPS4741000*250***
0.22	42.5	14	28	1.0	37.5	/	RPS2241000*260***
0.47	42.5	24.5	27.5	1.2	37.5	/	RPS4741000*260***
0.68	42.5	24.5	27.5	1.0	37.5	20.3	RPS6841000*462***
1	42.5	33.5	35.5	1.2	37.5	20.3	RPS1051000*462***
1.5	42.5	33	45	1.0	37.5	10.2	RPS1551000*461***
2	42.5	33	45	1.0	37.5	10.2	RPS2051000*461***
2.5	57.5	30	45	1.2	52.5	20.3	RPS2551000*472***
3	57.5	35	50	1.2	52.5	20.3	RPS3051000*472***
3.3	57.5	35	50	1.0	52.5	10.2	RPS3351000*471***
3.5	57.5	38	54	1.0	52.5	10.2	RPS3551000*471***
4	57.5	38	54	1.2	52.5	10.2	RPS4051000*471***
4.7	57.5	42.5	56	1.2	52.5	10.2	RPS4751000*471***
5.6	57.5	42.5	56	1.2	52.5	10.2	RPS5651000*471***
1600VDC(650Vac)							
0.0010	17.5	5	11	0.8	15	/	RPS1021600*230***
0.0012	17.5	5	11	0.8	15	/	RPS1221600*230***
0.0015	17.5	5	11	0.8	15	/	RPS1521600*230***
0.0018	17.5	5	11	0.8	15	/	RPS1821600*230***
0.0022	17.5	5	11	0.8	15	/	RPS2221600*230***
0.0027	17.5	5	11	0.8	15	/	RPS2721600*230***
0.0033	17.5	5	11	0.8	15	/	RPS3321600*230***
0.0039	17.5	5	11	0.8	15	/	RPS3921600*230***
0.0047	17.5	5	11	0.8	15	/	RPS4721600*230***
0.0056	17.5	5	11	0.8	15	/	RPS5621600*230***
0.0068	17.5	5	11	0.8	15	/	RPS6821600*230***
0.0082	17.5	6	12	0.8	15	/	RPS8221600*230***
0.010	17.5	6	12	0.8	15	/	RPS1031600*230***

规格表 Specification table

C _N (μF)	尺寸/Dimension (mm)						Part number
	W (mm)	T (mm)	H (mm)	φD	P1	P2	
1600VDC(650Vac)							
0.012	17.5	7.5	13.5	0.8	15	/	RPS12311600*230***
0.015	17.5	7.5	13.5	0.8	15	/	RPS1531600*230***
0.018	17.5	8.5	14.5	0.8	15	/	RPS1831600*230***
0.022	17.5	8.5	14.5	0.8	15	/	RPS2231600*230***
0.027	17.5	10	16	0.8	15	/	RPS2731600*230***
0.033	17.5	11	19	0.8	15	/	RPS3331600*230***
0.015	26.5	6	15	0.8	22.5	/	RPS1531600*240***
0.018	26.5	6	15	0.8	22.5	/	RPS1831600*240***
0.022	26.5	6	15	0.8	22.5	/	RPS2231600*240***
0.027	26.5	6	15	0.8	22.5	/	RPS2731600*240***
0.033	26.5	7	16	0.8	22.5	/	RPS3331600*240***
0.039	26.5	8.5	17	0.8	22.5	/	RPS3931600*240***
0.047	26.5	10	18.5	0.8	22.5	/	RPS4731600*240***
0.056	26.5	10	18.5	0.8	22.5	/	RPS5631600*240***
0.068	26.5	12	22	0.8	22.5	/	RPS6831600*240***
0.082	26.5	12	22	0.8	22.5	/	RPS8231600*240***
0.039	32	9	18	0.8	27.5	/	RPS3931600*250***
0.047	32	9	18	0.8	27.5	/	RPS4731600*250***
0.056	32	9	18	0.8	27.5	/	RPS5631600*250***
0.068	32	9	18	0.8	27.5	/	RPS6831600*250***
0.082	32	11	20.2	0.8	27.5	/	RPS8231600*250***
0.10	32	11	20	0.8	27.5	/	RPS1041600*250***
0.12	32	13	22	0.8	27.5	/	RPS1241600*250***
0.15	32	15	24.5	0.8	27.5	/	RPS1541600*250***
0.18	32	15	24.5	0.8	27.5	/	RPS1841600*250***
0.22	32	18	33	0.8	27.5	/	RPS2241600*250***
0.27	32	18	33	0.8	27.5	/	RPS2741600*250***
0.33	32	18	33	0.8	27.5	/	RPS3341600*250***
0.22	42.5	14	28	1.2	37.5	/	RPS2241600*260***

续上表

C _N (μF)	尺寸/Dimension (mm)						Part number
	W (mm)	T (mm)	H (mm)	φD	P1	P2	
1600VDC(650Vac)							
0.33	42.5	24.5	27.5	1.2	37.5	/	RPS3341600*260***
0.47	42.5	24.5	27.5	1.2	37.5	/	RPS4741600*260***
0.68	42.5	35.5	35.5	1	37.5	20.3	RPS6841600*462***
1	42.5	33	45	1.2	37.5	20.3	RPS1051600*462***
1.5	42.5	33	45	1	37.5	10.2	RPS1551600*461***
1.5	57.5	30	45	1.2	52.5	20.3	RPS1551600*472***
2	57.5	30	45	1.2	52.5	20.3	RPS2051600*472***
2.5	57.5	35	50	1	52.5	10.2	RPS2551600*471***
3	57.5	38	54	1.2	52.5	10.2	RPS3051600*471***
3.3	57.5	38	54	1.2	52.5	10.2	RPS3351600*471***
3.5	57.5	42.5	56	1.2	52.5	10.2	RPS3551600*471***
2000VDC(700Vac)							
0.0010	17.5	5	11	0.8	15	/	RPS1022000*230***
0.0012	17.5	5	11	0.8	15	/	RPS1222000*230***
0.0015	17.5	5	11	0.8	15	/	RPS1522000*230***
0.0018	17.5	5	11	0.8	15	/	RPS1822000*230***
0.0022	17.5	5	11	0.8	15	/	RPS2222000*230***
0.0027	17.5	5	11	0.8	15	/	RPS2722000*230***
0.0033	17.5	6	12	0.8	15	/	RPS3322000*230***
0.0039	17.5	6	12	0.8	15	/	RPS3922000*230***
0.0047	17.5	6	12	0.8	15	/	RPS4722000*230***
0.0056	17.5	7.5	13.5	0.8	15	/	RPS5622000*230***
0.0068	17.5	7.5	13.5	0.8	15	/	RPS6822000*230***
0.0082	17.5	8.5	14.5	0.8	15	/	RPS8222000*230***
0.010	17.5	10	16	0.8	15	/	RPS1032000*230***
0.012	17.5	10	16	0.8	15	/	RPS1232000*230***
0.015	17.5	11	19	0.8	15	/	RPS1532000*230***



规格表 Specification table

C _N (μF)	尺寸/Dimension (mm)						Part number
	W (mm)	T (mm)	H (mm)	φD	P1	P2	
2000VDC(700Vac)							
0.0010	26.5	6	15	0.8	22.5	/	RPS1022000*240***
0.0012	26.5	6	15	0.8	22.5	/	RPS1222000*240***
0.0015	26.5	6	15	0.8	22.5	/	RPS1522000*240***
0.0018	26.5	6	15	0.8	22.5	/	RPS1822000*240***
0.0022	26.5	6	15	0.8	22.5	/	RPS2222000*240***
0.0027	26.5	6	15	0.8	22.5	/	RPS2722000*240***
0.0033	26.5	6	15	0.8	22.5	/	RPS3322000*240***
0.0039	26.5	6	15	0.8	22.5	/	RPS3922000*240***
0.0047	26.5	6	15	0.8	22.5	/	RPS4722000*240***
0.0056	26.5	6	15	0.8	22.5	/	RPS5622000*240***
0.0068	26.5	6	15	0.8	22.5	/	RPS6822000*240***
0.0082	26.5	6	15	0.8	22.5	/	RPS8222000*240***
0.010	26.5	6	15	0.8	22.5	/	RPS1032000*240***
0.012	26.5	6	15	0.8	22.5	/	RPS1232000*240***
0.015	26.5	7	16	0.8	22.5	/	RPS1532000*240***
0.018	26.5	7	16	0.8	22.5	/	RPS1832000*240***
0.022	26.5	8.5	17	0.8	22.5	/	RPS2232000*240***
0.027	26.5	10	18.5	0.8	22.5	/	RPS2732000*240***
0.033	26.5	10	18.5	0.8	22.5	/	RPS3332000*240***
0.039	26.5	12	22	0.8	22.5	/	RPS3932000*240***
0.047	26.5	12	22	0.8	22.5	/	RPS4732000*240***
0.022	32	9	18	0.8	27.5	/	RPS2232000*250***
0.027	32	9	18	0.8	27.5	/	RPS2732000*250***
0.033	32	9	18	0.8	27.5	/	RPS3332000*250***
0.039	32	11	20	0.8	27.5	/	RPS3932000*250***
0.047	32	11	20	0.8	27.5	/	RPS4732000*250***
0.056	32	13	22	0.8	27.5	/	RPS5632000*250***
0.068	32	13	22	0.8	27.5	/	RPS6832000*250***
0.082	32	15	24.5	0.8	27.5	/	RPS8232000*250***

续上表

C _N (μF)	尺寸/Dimension (mm)						Part number
	W (mm)	T (mm)	H (mm)	φD	P1	P2	
2000VDC(700Vac)							
0.10	32	14	28	0.8	27.5	/	RPS1042000*250***
0.12	32	18	33	0.8	27.5	/	RPS1242000*250***
0.15	32	18	33	0.8	27.5	/	RPS1542000*250***
0.22	42.5	24.5	27.5	1.2	37.5	/	RPS2242000*260***
0.33	42.5	33.5	35.5	1	37.5	20.3	RPS3342000*462***
0.47	42.5	33.5	35.5	1	37.5	20.3	RPS4742000*462***
0.68	42.5	33	45	1	37.5	10.2	RPS6842000*461***
0.68	57.5	30	45	1.2	52.5	20.3	RPS6842000*472***
0.82	42.5	33	45	1	37.5	10.2	RPS6842000*461***
1	57.5	30	45	1.2	52.5	20.3	RPS1052000*472***
1.5	57.5	35	50	1	52.5	10.2	RPS1552000*471***
2	57.5	38	54	1.2	52.5	10.2	RPS2052000*471***
2.2	57.5	42.5	56	1.2	52.5	10.2	RPS2252000*471***

铜螺母引出, 体积小, 安装简单方便
Copper nut leads, small size, easy installation



塑料外壳封装, 干式树脂灌注
Plastic packaging, sealed with resin

高频大电流承受能力
High-frequency current capacity

高脉冲电流, 高dv/dt承受能力
High pulse current, high dv/dt withstand capability

自感(ESL)小, 等效串联电阻(ESR)小
Low ESL and ESR

应用

- 广泛应用于电力电子设备中的串/并联谐振电路。
- 电焊机, 电源, 感应加热设备等谐振场合。

Application

- Widely used in power electronic devices in series/parallel resonant circuit.
- Welding, power supplies, induction heating equipment resonance occasions.

性能参数 Technical data

工作温度范围 / Operating temperature range	Max. Operating temperature, Top, max : +105°C Upper category temperature: + 85°C Lower category temperature : - 40°C
容量范围(C _N) / Capacitance range	1μF~8μF
额定电压(U _N) / Rated voltage	1200V.DC - 2000V.DC
容量偏差 / Cap.tol	±5%(J) ; ±10%(K)
耐电压 / Withstand voltage	1.5U _N /60s
损耗角正切 / Dissipation factor	tgδ≤0.001 f=1kHz
绝缘电阻/Insulation resistance	R _s ×C≥5000s (at20°C 100V.DC 60s)
耐脉冲电流冲击 / Withstand strike current	具体见规格表/See the specification sheet

高压谐振薄膜电容器 RMJ-PC series

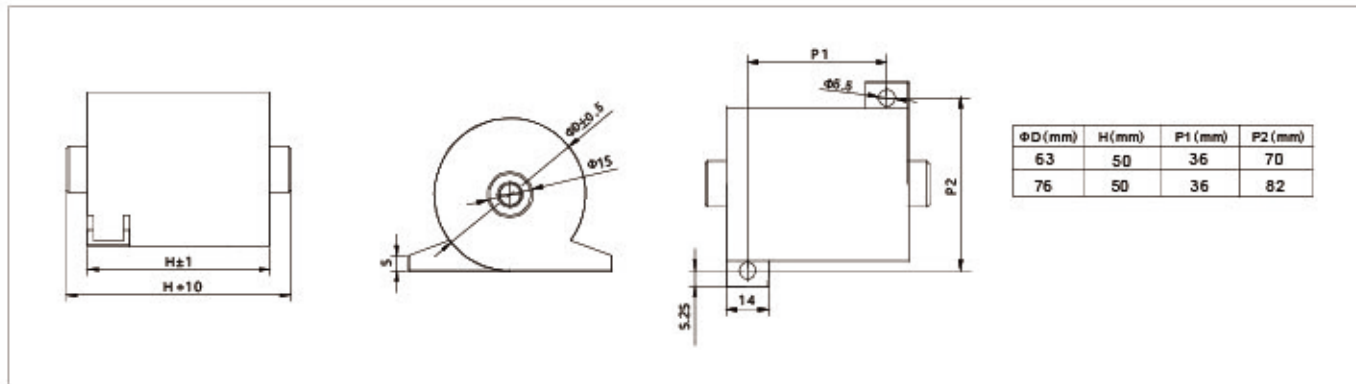
High voltage resonance film capacitor

性能参数 Technical data

续上表

有效电流 / I _{rms}	具体见规格表/See the specification sheet
预期寿命 / Life expectancy	100000h (U _N ; θ _{hotspot} ≤ 85°C)
引用标准 / Reference standard	IEC61071

外形图 The contour map



产品编码说明 Part number system

Model			Capacitance			U _N (DC)				Cap. tol	Dimension	Lead	Internal feature code	
1	2	3	4	5	6	7	8	9	10	11	12	13	14	15
R	P	C	4	0	5	1	2	0	0	J	1	A	0	1
1	~	3	位: 型号代码/Model											
4	~	6	位: 标称容量/Nominal Capacity e.g. 405=40×10 ⁵ pF=4μF											
7	~	10	位: 额定电压(直流) / U _N (DC) e.g. 1200=1200V.DC											
			11	位: 容量偏差等级/Capacitance Tolerance ±5% (J) ±10% (K)										
			12	位: 尺寸代码/Dimension 1: 63×50 2: 76×50										
			13	位: 引出形式/Lead A: M6×10螺母引出/Screw nut B: M8×10螺母引出/Screw nut										
14	~	15	位: 内部特征码/Internal feature code											



规格表 Specification table

C _w (μF)	φD (mm)	H (mm)	ESL (nH)	dv/dt (V/μS)	I _p (KA)	I _{rms} @100kHz 40°C (A)	ESR @100kHz (mΩ)	Part number
U _N 1200V.DC Urms 500V.AC								
2	63	52	20	500	1.0	30	3.2	RPC2051200*1***
3	63	50	22	500	1.5	35	3	RPC3051200*1***
4	63	50	22	400	1.6	45	2.8	RPC4051200*1***
5	63	50	23	400	2.0	50	2.5	RPC5051200*1***
6	76	50	25	350	2.1	60	2	RPC6051200*2***
7	76	50	25	300	2.1	65	1.5	RPC7051200*2***
U _N 1600V.DC Urms 600V.AC								
2	63	50	20	700	1.4	30	3.2	RPC2051600*1***
3	63	50	22	600	1.8	35	3	RPC3051600*1***
4	63	50	22	550	2.2	45	2.8	RPC4051600*1***
5	76	50	23	500	2.5	55	2.3	RPC5051600*2***
6	76	50	25	450	2.7	65	2.2	RPC6051600*2***
U _N 2000V.DC Urms 700V.AC								
2	63	50	20	800	1.6	50	3	RPC2052000*1***
3	63	50	22	700	2.1	55	2.8	RPC3052000*1***
4	76	50	22	600	2.4	65	2.5	RPC4052000*2***



AC - filter 金属化薄膜电容器 AKMJ - S series Metalized film capacitor



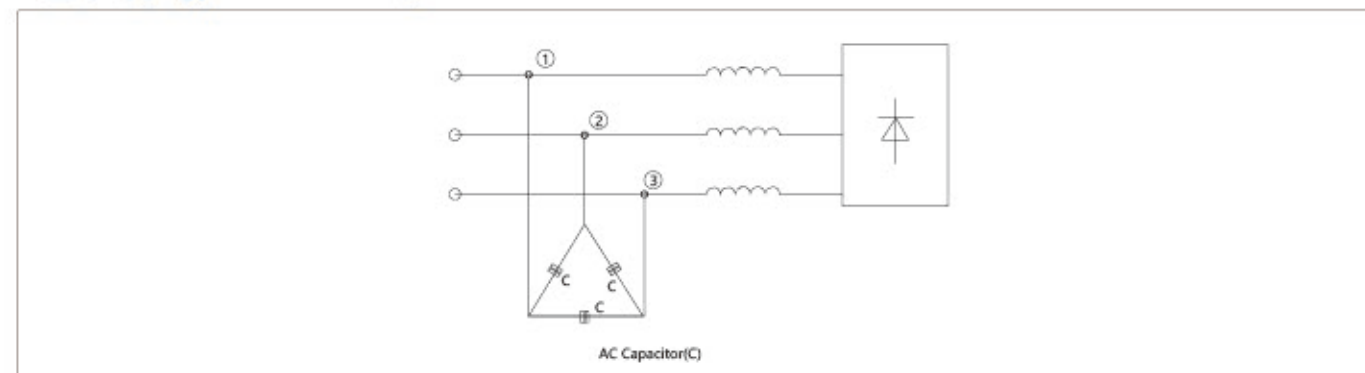
应用

- 广泛应用于电力电子设备中作交流滤波用。
- 在大功率UPS, 开关电源, 变频器等设备中作交流滤波, 治理谐波及提高功率因数。

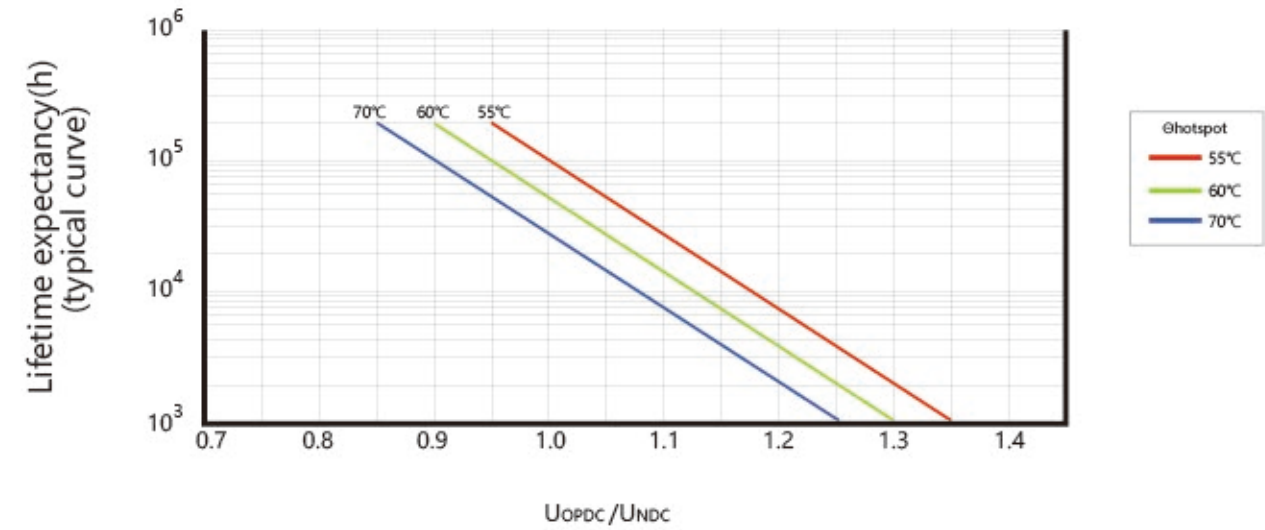
Application

- Widely used in power electronic equipment used for the AC filter.
- In the high-power UPS, switching power supply, inverter and other equipment for the AC filter, harmonics and improve power factor control.

典型线路图 Typical circuit diagram



预期寿命曲线图 Life expectancy in the graph

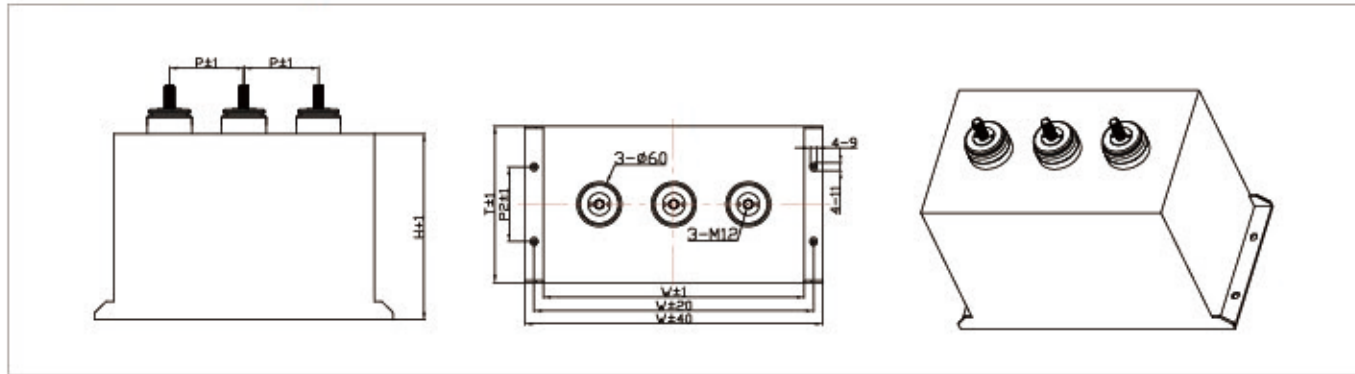


性能参数 Technical data

工作温度范围 / Operating temperature range	Max. Operating temperature, Top,max : + 85°C Upper category temperature : +55°C Lower category temperature: -40°C
容量范围 (C _N) / Capacitance range	3×40μF ~ 3×500μF
额定电压 (U _N) / Rated voltage	450V.AC/50Hz ~ 1140V.AC/50Hz
容量偏差 / Cap.tol	±5% (J)
耐电压 / Withstand voltage	Vt - t 2.15U _N /10s Vt - c 1000 + 2 × U _N V.AC 60s (min3000V.AC)
过电压/Over voltage	1.1U _N (30% of on - load - dur.) 1.15U _N (30min / day) 1.2U _N (5min / day) 1.3U _N (1min / day) 1.5U _N (100ms every time,1000times during the lifetime)
损耗角正切 / Dissipation factor	tgδ ≤ 0.002 f = 100Hz 介质损耗 tgδ ₀ ≤ 0.0002
绝缘电阻 / Insulation resistance	(内置放电电阻) / (Built-in discharge resistor)
耐脉冲电流冲击 / Withstand strike current	具体见规格表 / See the specification sheet
有效电流 / Irms	具体见规格表 / See the specification sheet
杂散电感 / ESL	< 100nH
阻燃性 / Flame retardation	UL94V - 0
最高使用海拔高度 / Maximum altitude	2000m Derating should be considered when the altitude is between 2000m -5000m. (For each increase of 1000m, voltage and current will be reduced by 10%)
预期寿命 / Life expectancy	100000h (U _N ; Θ _{hotspot} ≤ 55°C)
引用标准 / Reference standard	IEC61071; IEC60831

AC - filter 金属化薄膜电容器 AKMJ - S series Metalized film capacitor

外形图 The contour map



规格表 Specification table

C _N (μF)	W (mm)	T (mm)	H (mm)	dv/dt (V/μs)	I _p (A)	I _{rms} 50°C (A)	ESR 1kHz (mΩ)	R _{th} (K/W)	Weight (kg)
U_N 400V.AC 50Hz									
3×200	225	120	170	50	10.0	3×70	3×0.95	1.1	7
3×300	225	120	235	40	12.0	3×90	3×0.85	0.8	9
3×400	295	120	235	35	14.0	3×120	3×0.80	0.7	12
3×500	365	120	235	30	15.0	3×160	3×0.78	0.6	15
U_N 500V.AC 50Hz									
3×120	225	120	170	60	7.2	3×50	3×1.2	1.1	7
3×180	225	120	235	50	9.0	3×70	3×1.05	0.8	9
3×240	295	120	235	45	10.8	3×100	3×1.0	0.7	12
3×300	365	120	235	40	12.0	3×120	3×0.9	0.6	15
U_N 690V.AC 50Hz									
3×50	225	120	170	100	5.0	3×50	3×2.3	1.1	7
3×75	225	120	235	90	6.8	3×70	3×2.1	0.8	9
3×100	295	120	235	80	8.0	3×100	3×1.6	0.7	12
3×125	365	120	235	80	10.0	3×120	3×1.3	0.6	15
U_N 1140V.AC 50Hz									
3×42	340	175	200	120	5.0	3×80	3×3.3	0.6	17.3
3×60	420	175	250	100	6.0	3×100	3×2.8	0.5	26

AC - filter 金属化薄膜电容器 AKMJ - MC series Metalized film capacitor

铜螺母 / 螺孔引出, 塑料定位盖
绝缘, 安装简单方便
Copper nut / screw leads, insulated
plastic cover positioning, easy
installation

铝圆外壳封装, 干式树脂灌注
Aluminum round housing package,
sealed with resin



耐压高, 具有自愈性
Resistance to high voltage, with
self-healing

高纹波电流, 高dv/dt承受能力
High ripple current high dv/dt
withstand capability

容量大, 体积小
Large capacity, small size

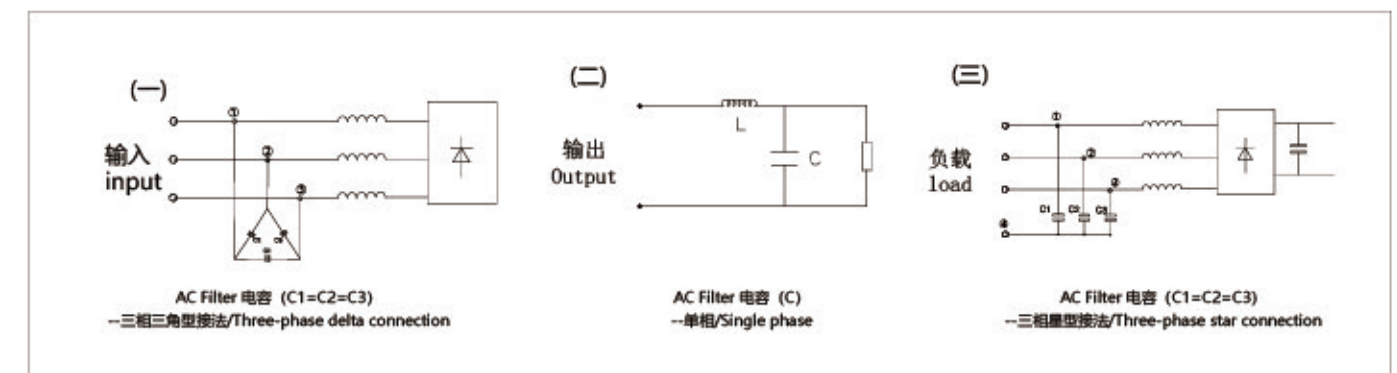
应用

- 广泛应用于电力电子设备中作交流滤波用。
- 在大功率UPS, 开关电源, 变频器等设备中作交流滤波, 治理谐波及提高功率因数。

Application

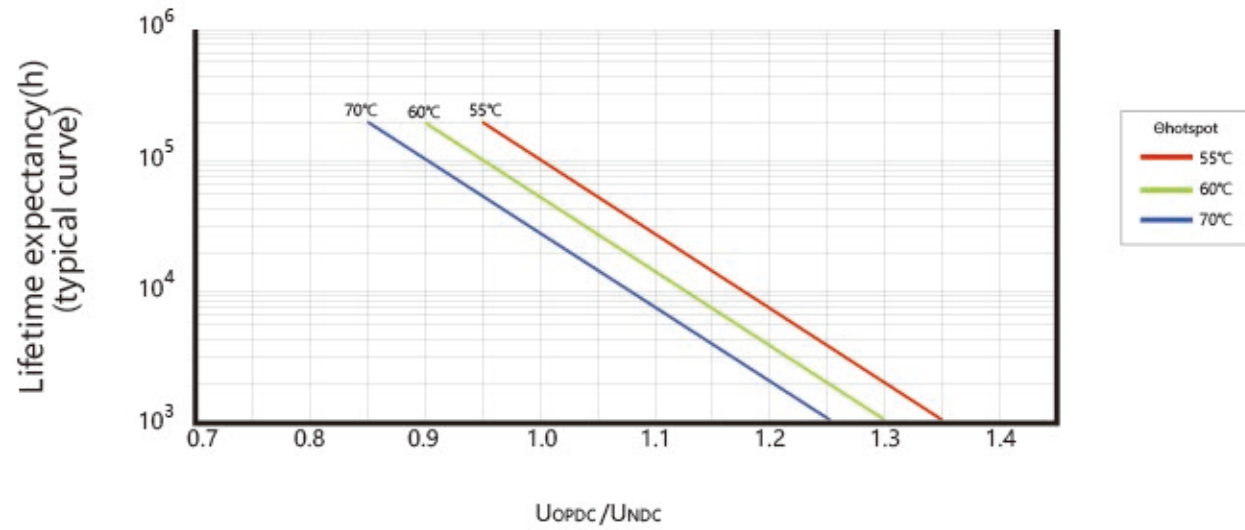
- Widely used in power electronic equipment used for the AC filter.
- In the high-power UPS, switching power supply, inverter and other equipment for the AC filter, harmonics and improve power factor control.

典型线路图 Typical circuit diagram



AC - filter 金属化薄膜电容器 AKMJ - MC series Metalized film capacitor

预期寿命曲线图 Life expectancy in the graph



性能参数 Technical data

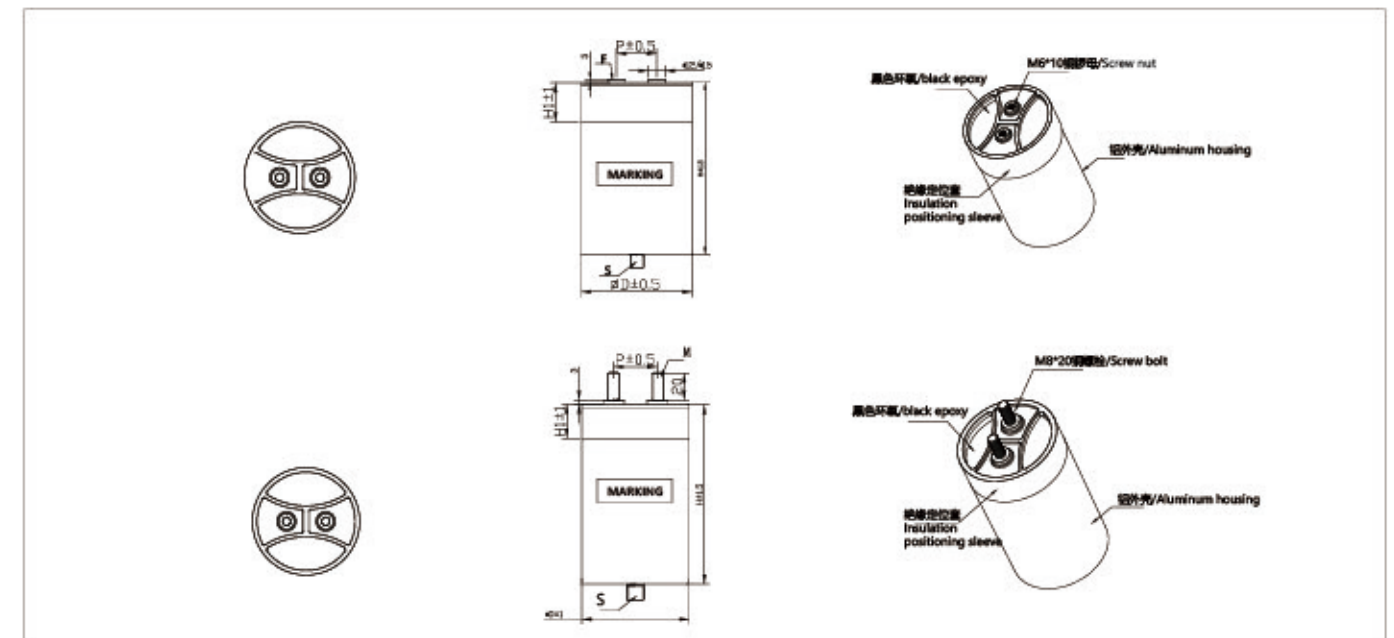
工作温度范围 / Operating temperature range	Max. Operating temperature, $T_{op,max}$: + 85°C Upper category temperature: + 70°C Lower category temperature: - 40°C
容量范围 (Cv) / Capacitance range	single phase: 20 μ F - 500 μ F
	three phase: 3 \times 40 μ F - 3 \times 200 μ F
额定电压 (Un) / Rated voltage	330V AC / 50Hz - 1140V AC / 50Hz
容量偏差 / Cap.tol	\pm 5% (J) ; \pm 10% (K)
耐电压 / Withstand voltage	vt - t: 2.15Un / 10s
	vt - c: 1000 + 2 \times Un V AC 60s (min3000V AC)
过电压 / Over voltage	1.1Un (30% of on - load - dur.)
	1.15Un (30min / day)
	1.2Un (5min / day)
	1.3Un (1min / day)
	1.5Un (100ms every time, 1000 times during the lifetime)
损耗角正切 / Dissipation factor	$tg\delta \leq 0.002$ f = 100Hz 介质损耗 $tg\delta_0 \leq 0.0002$
绝缘电阻 / Insulation resistance	$R_s \times C \geq 10000s$ (at 20°C 100V DC)
耐脉冲电流冲击 / Withstand strike current	具体见规格表 / See the specification sheet
有效电流 / Irms	具体见规格表 / See the specification sheet
阻燃性 / Flame retardation	UL94V - 0
最高使用海拔高度 / Maximum altitude	2000m Derating should be considered when the altitude is between 2000m - 5000m. (For each increase of 1000m, voltage and current will be reduced by 10%)
预期寿命 / Life expectancy	100000h (Un ; $\Theta_{hotspot} \leq 55^\circ C$)
引用标准 / Reference standard	IEC61071 ; IEC60831



单相交流电容外形图 The contour map

典型尺寸

ΦD (mm)	P (mm)	H1 (mm)	S	F	M
76	32	20	M12 x 16	M6 x 10	M8 x 20
86	32	20	M12 x 16	M6 x 10	M8 x 20
96	45	20	M12 x 16	M6 x 10	M8 x 20
116	50	30	M12 x 16	M6 x 10	M8 x 20
136	50	30	M16 x 25	M6 x 10	M8 x 20



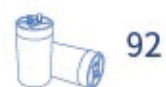
AC - filter 金属化薄膜电容器 AKMJ - MC series Metalized film capacitor

产品编码说明 Part number system

Model				Capacitance		U _N (AC)				Cap. tol	diameter	Height			Lead	Bottom mount	Shell Oxidization	Internal feature code		Structure
1	2	3	4	5	6	7	8	9	10	11	12	13	14	15	16	17	18	19	20	21
A	M	C	3	0	7	0	3	3	0	J	E	1	3	0	*	*	*	*	*	*
1	~	3	位:	型号代码/Model																
4	~	6	位:	标称容量/Nominal Capacity e.g. 307= 30×10 ⁷ pF= 300μF																
7	~	10	位:	额定电压(交流)/U _N (AC) e.g. 0330=330VAC																
11	位:	容量偏差等级/Capacitance Tolerance ±5% (J) ; ±10% (K)																		
12	位:	外壳直径/Shell diameter A=φ55mm B=φ65mm C=φ76mm D=φ86mm E=φ96mm F=φ116mm G=φ136mm																		
13	~	15	位:	外壳高度/Shell height e.g. 130=130mm																
16	位:	引出形式/Lead M: M8x20螺钉引出/Screw bolt F: M6x10螺母引出/Screw nut																		
17	位:	底部安装形式/Bottom mounted type S: 螺钉固定/Screw fixed T: 平底/Flat base																		
18	位:	外壳表面处理方式/Shell surface treatment 0: 无阳极氧化处理/Anode-free gasification treatment 1: 银色阳极氧化处理/Silver anodized finish																		
19	~	20	位:	内部特征码/Internal feature code																
21	位:	结构特征码/Structure D: 三相三角形接法(此时容量为3×××) / Three-phase delta connection (The capacity is now 3×××) 当为单相引出时, 此编码不标识(即单相只有20位编码) When it is single-phase output, this code is not identified (that is, single-phase only has 20 bits of code)																		

规格表 Specification table

C _N (μF)	φD (mm)	H (mm)	ESL (nH)	dv/dt (V/μS)	I _p (kA)	I _s (kA)	I _{rms} 50°C (A)	ESR @1kHz (mΩ)	R _{th} (K/W)	P (mm)	Weight (kg)	Part number
U _N = 330VAC U _{rms} 250VAC U _S = 1200V												
80	76	80	40	80	6.4	19.2	30	4	4.2	32	0.5	AMC8060330*C080*****
120	86	80	40	70	8.4	25.2	40	2.8	3.3	32	0.7	AMC1270330*D080*****
150	96	80	45	70	10.5	31.5	50	3.5	1.7	45	0.75	AMC1570330*E080*****
170	76	130	50	60	10.2	30.6	60	3.2	1.3	32	0.75	AMC1770330*C130*****
230	86	130	50	60	13.8	41.4	70	2.4	1.3	32	1.1	AMC2370330*D130*****
300	96	130	50	50	15.0	45.0	75	2.8	1.0	45	1.2	AMC3070330*E130*****
420	116	130	60	50	21.0	63.0	80	1.9	1.2	50	1.6	AMC4270330*F130*****
U _N = 450VAC U _{rms} 330VAC U _S = 1520V												
50	76	80	40	90	4.5	13.5	30	4	4.2	32	0.5	AMC5060450*C080*****
65	86	80	50	80	5.2	15.6	40	2.8	3.3	32	0.7	AMC6560450*D080*****



规格表 Specification table

续上表

C _N (μF)	φD (mm)	H (mm)	ESL (nH)	dv/dt (V/μS)	I _p (kA)	I _s (kA)	I _{rms} 50°C (A)	ESR @1kHz (mΩ)	R _{th} (K/W)	P (mm)	Weight (kg)	Part number
U _N = 450VAC U _{rms} 330VAC U _S = 1520V												
80	96	80	45	80	6.4	19.2	50	3.5	1.7	45	0.75	AMC8060450*E080*****
100	76	130	50	70	7.0	21.0	60	3.2	1.3	32	0.75	AMC1070450*C130*****
130	86	130	45	60	7.8	23.4	70	2.4	1.3	32	1.1	AMC1370450*D130*****
160	96	130	50	50	8.0	24.0	75	2.8	1.0	45	1.2	AMC1670450*E130*****
250	116	130	60	50	12.5	37.5	80	1.9	1.2	50	1.6	AMC2570450*F130*****
U _N = 690VAC U _{rms} 500VAC U _S = 2100V												
40	76	130	50	100	4.0	12.0	30	2.8	6.0	32	0.75	AMC4060690*C130*****
50	76	150	45	90	4.5	13.5	35	2.4	5.1	32	0.85	AMC5060690*C150*****
60	86	130	45	80	4.8	14.4	40	2.2	4.3	32	1.1	AMC6060690*D130*****
65	86	150	50	80	5.2	15.6	45	1.8	4.1	32	1.2	AMC6560690*D150*****
75	96	130	50	80	6.0	18.0	50	1.5	4.0	45	1.2	AMC7560690*E130*****
80	96	150	55	75	6.0	18.0	60	1.2	3.5	45	1.3	AMC8060690*E150*****
110	116	130	60	70	7.7	23.1	65	0.8	4.4	50	1.6	AMC1170690*F130*****
120	116	150	65	50	6.0	18.0	75	0.6	4.4	50	1.8	AMC1270690*F150*****
U _N = 850VAC U _{rms} 600VAC U _S = 2850V												
25	76	130	50	110	2.8	8.3	35	1.5	8.2	32	0.75	AMC2560850*C130*****
30	76	150	60	100	3.0	9.0	40	1.2	7.8	32	0.85	AMC3060850*C150*****
32	86	130	45	100	3.2	9.6	50	1.15	5.2	32	1.1	AMC3260850*D130*****
45	86	150	50	90	4.1	12.2	50	1.05	5.7	32	1.2	AMC4560850^D150*****
40	96	130	50	90	3.6	10.8	50	1	6.0	45	1.2	AMC4060850*E130*****
60	96	150	60	85	5.1	15.3	60	0.9	4.6	45	1.3	AMC6060850*E150*****
60	116	130	60	80	4.8	14.4	65	0.85	4.2	50	1.6	AMC6060850*F130*****
90	116	150	65	75	6.8	20.3	75	0.8	3.3	50	1.8	AMC9060850*F150*****



AC - filter 金属化薄膜电容器 AKMJ - MC series Metalized film capacitor (Single phase)

铜螺母 / 螺杆引出, 塑料定位盖
绝缘, 安装简单方便
Copper nut / screw leads, insulated
plastic cover positioning, easy
installation

铝圆外壳封装, 油式/干式树脂灌注
Aluminum round housing package,
Oil type/dry type resin infusion



耐压高, 具有自愈性
Resistance to high voltage, with
self-healing

高纹波电流, 高dv/dt承受能力
High ripple current, high dv/dt
withstand capability

容量大, 体积小
Large capacity, small size

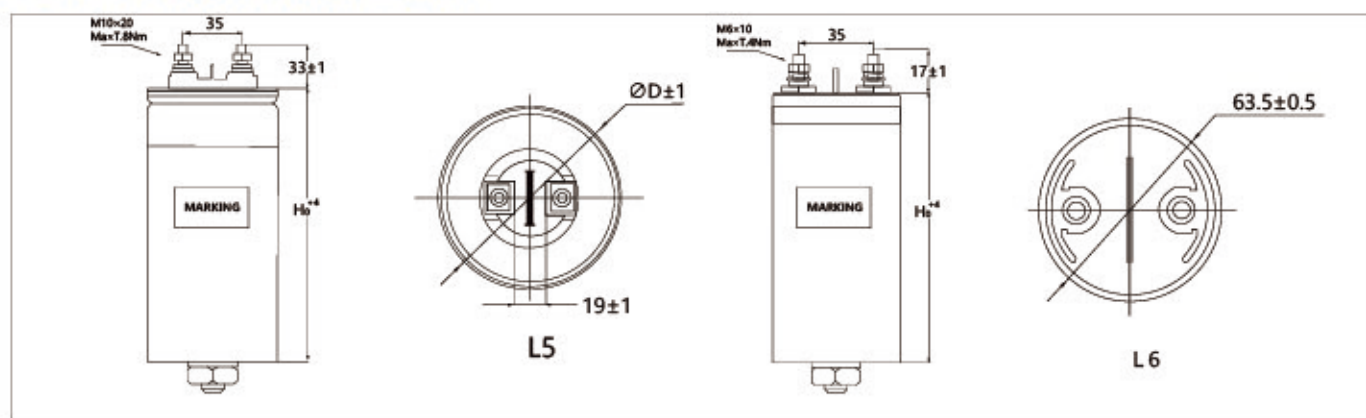
应用

- 广泛应用于电力电子设备中作交流滤波用。
- 在大功率UPS, 开关电源, 变频器等设备中作交流滤波, 治理谐波及提高功率因数。

Application

- Widely used in power electronic equipment used for the AC filter.
- In the high-power UPS, switching power supply, inverter and other equipment for the AC filter, harmonics and improve power factor control.

典型线路图 Typical circuit diagram



性能参数 Technical data

工作温度范围 / Operating temperature range	Max. Operating temperature, Top, max: + 85°C Upper category temperature: + 70°C Lower category temperature re: - 40°C
容量范围(C _N) / Capacitance range	20μF - 200μF
额定电压(U _N) / Rated voltage	200VAC~1000VAC
容量偏差 / Cap.tol	±5% (J) ; ±10% (K)
耐电压 / Withstand voltage	vt - t 1.5U _{rms} / 10s vt - c 3000VAC / 2S, 50/60Hz
过电压 / Over voltage	1.1U _{rms} (30% of on - load - dur.) 1.15U _{rms} (30min / day) 1.2U _{rms} (5min / day) 1.3U _{rms} (1min / day)
损耗角正切 / Dissipation factor	tgδ ≤ 0.002 f = 100Hz
自感 / Self inductance	< 70 nH per mm of lead spacing
绝缘电阻 / Insulation resistance	R _s × C _s ≥ 10000s (at 20°C 100VDC)
耐脉冲电流冲击 / Withstand strike current	具体见规格表 / See the specification sheet
有效电流 / I _{rms}	具体见规格表 / See the specification sheet
阻燃性 / Flame retardation	UL94V-0
寿命预期 / Life time expectancy	Useful life time: > 100000h at U _{NDC} and 70°C FIT: < 10 × 10 ⁻⁷ h (10 per 10 ⁶ component h) at 0.5 × U _{NDC} , 40°C
电解质 / Dielectric	Metallized polypropylene
结构 / Construction	Filling with inert gas/ silicone oil, Non-inductive, over-pressure
外壳 / Case	Aluminum case
引用标准 / Reference standard	IEC61071, GB17702, UL810

规格表 Specification table

C _N (μF)	φD (mm)	H (mm)	I _{max} (A)	I _p (A)	I _s (A)	ESR (mΩ)	R _{th} (K/W)	P (mm)
U _{rms} =300VAC, U _N =420VAC								
150	76	175	29	1270	3810	2.83	5.21	35
200	76	235	28	1300	3900	2.2	6.63	35
U _{rms} =330VAC, U _N =460VAC								
80	76	105	20	890	2670	2.45	7.38	35
100	76	105	26	980	2940	2.68	6.52	35
200	86	175	33	1750	5250	1.5	5	35
U _{rms} =400VAC, U _N =560VAC								
50	76	110	29	785	2355	3.5	9.53	35
100	86	150	41	2648	7944	2.82	6.26	35
200	86	240	49	3467	10401	2.53	4.89	35
350	116	210	68	3200	9600	1	4.2	35
U _{rms} =480VAC, U _N =680VAC								
70	76	145	50	4000	12000	2	6.23	35
100	96	125	80	3500	10500	2	3.9	35
160	86	200	36	3000	9000	1.5	4.8	35
250	96	240	55	2700	8100	1.21	4.25	35
300	86	285	78	2500	7500	1.2	3.85	35



AC - filter 金属化薄膜电容器 AKMJ - MC series Metalized film capacitor (Single phase)

AC - filter 金属化薄膜电容器 AKMJ - MC series Metalized film capacitor (Three phase)

规格表 Specification table

C _N (μF)	φD (mm)	H (mm)	I _{max} (A)	I _p (A)	I _s (A)	ESR (mΩ)	R _{th} (K/W)	P (mm)
U_{rms}=500V.AC, U_N=700V.AC								
33	76	115	29	752	2256	3.86	9.05	35
60	76	150	33	953	2859	3.72	7.23	35
100	76	200	37	1047	3141	3.05	6.78	35
133	86	200	40	1392	4176	2.87	6.41	35
200	96	220	45	3800	11400	1.25	3.89	35
250	96	240	50	4000	12000	1.15	3.56	35
U_{rms}=550V.AC, U_N=780V.AC								
22	63.5	90	24	500	1500	4.01	12.4	35
50	63.5	140	34	980	2940	3.58	7.1	35
100	76	200	50	3500	10500	1.6	6.84	35
133	86	200	55	4000	12000	1.5	6.84	35
U_{rms}=600V.AC, U_N=850V.AC								
150	96	240	52	3000	9000	2.1	3.87	35
200	116	240	55	3200	9600	1.89	3.12	35
U_{rms}=640V.AC, U_N=900V.AC								
15	63.5	90	22	350	1050	5.7	10.74	35
2	76	130	29	680	2040	4.28	7.93	35
33	76	130	33	800	2400	3.56	7.39	35
68	86	240	45	1496	4488	2.56	5.61	35
U_{rms}=850V.AC, U_N=1200V.AC								
50	96	240	62	2700	8100	1	4.05	35
U_{rms}=1000V.AC, U_N=1400V.AC								
30	86	175	38	650	1950	3.68	5.44	35
U_{rms}=1400V.AC, U_N=1900V.AC								
15	116	150	35	740	2220	2.5	5.21	35

铜螺母 / 螺杆引出, 塑料定位盖
绝缘, 安装简单方便

Copper nut / screw leads, insulated
plastic cover positioning, easy
installation

铝圆外壳封装, 油式/干式树脂灌注
Aluminum round housing package,
Oil type/dry type resin infusion



耐压高, 具有自愈性
Resistance to high voltage, with
self-healing

高纹波电流, 高dv/dt承受能力
High ripple current high dv/dt
withstand capability

容量大, 体积小
Large capacity, small size

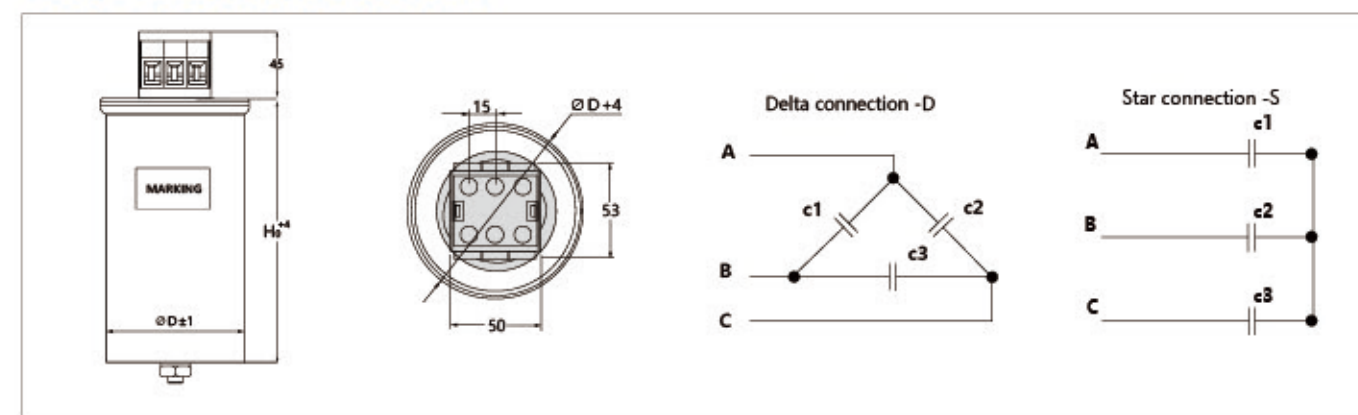
应用

- 广泛应用于电力电子设备中作交流滤波用。
- 在大功率UPS, 开关电源, 变频器等设备中作交流滤波, 治理谐波及提高功率因数。

Application

- Widely used in power electronic equipment used for the AC filter.
- In the high-power UPS, switching power supply, inverter and other equipment for the AC filter, harmonics and improve power factor control.

典型线路图 Typical circuit diagram



AC - filter 金属化薄膜电容器 AKMJ - MC series Metalized film capacitor (Three phase)

性能参数 Technical data

工作温度范围 / Operating temperature range	Max.Operating temperature,Top,max : + 85°C Upper category temperature : + 70°C Lower category temperatu re:- 40°C
容量范围(C _N) /Capacitance range	3*17~3*200μF
额定电压(U _N) / Rated voltage	400V.AC~850V.AC
容量偏差 / Cap.tol	±5% (J) ; ±10% (K)
耐电压 / Withstand voltage	vt - t 1.25U _N (AC) / 10s or 1.75U _N (DC) / 10s vt -c 3000V.AC / 2s, 50/60Hz
过电压 / Over voltage	1.1U _{rms} (30% of on - load - dur.) 1.15U _{rms} (30min / day) 1.2U _{rms} (5min / day) 1.3U _{rms} (1min / day)
损耗角正切 / Dissipation factor	tgδ≤0.002 f = 100Hz
自感 / Self inductance	< 70 nH per mm of lead spacing
绝缘电阻 / Insulation resistance	R _S ×C _N ≥ 10000s (at20°C 100V.DC)
耐脉冲电流冲击 / Withstand strike current	具体见规格表/See the specification sheet
有效电流 / I _{rms}	具体见规格表/See the specification sheet
阻燃性 / Flame retardation	UL94V -0
寿命预期 / Life time expectancy	Useful life time: > 100000h at U _{NDC} and 70°C FIT: < 10×10 ⁻⁹ h(10 per 10 ⁹ component h) at 0.5×U _{NDC} ,40°C
电解质 / Dielectric	Metallized polypropylene
结构 / Construction	Filling with inert gas/ silicone oil, Non-inductive, over-pressure
外壳 / Case	Aluminum case
引用标准 / Reference standard	IEC61071,UL810

规格表 Specification table

C _N (μF)	φD (mm)	H (mm)	I _{max} (A)	I _p (A)	I _s (A)	ESR (mΩ)	R _{th} (K/W)
U_{rms}=400V.AC							
3*17	65	150	20	450	1350	3*1.25	6.89
3*30	65	175	25	890	2670	3*1.39	6.25
3*50	76	205	33	1167	3501	3*1.35	4.85
3*66	76	240	40	1336	4007	3*1.45	3.79
3*166.7	116	240	54	1458	4374	3*0.69	3.1
3*200	136	240	58	2657	7971	3*0.45	2.86
U_{rms}=450V.AC							
3*50	86	205	30	802	2406	3*1.35	4.36
3*80	86	285	46	1467	4401	3*1.89	3.69
3*100	116	210	56	2040	6120	3*1.5	3.8
3*135	116	240	58	2680	8040	3*1.6	3.1
3*150	136	205	67	3060	9180	3*2.5	3.2
3*200	136	240	60	3730	11190	3*2	3.46



规格表 Specification table

C _N (μF)	φD (mm)	H (mm)	I _{max} (A)	I _p (A)	I _s (A)	ESR (mΩ)	R _{th} (K/W)
U_{rms}=530V.AC							
3*50	86	240	32	916	2740	3*1.75	3.64
3*66	96	240	44	1547	4641	3*1.36	3.32
3*77	106	240	48	1685	5055	3*1.16	3.21
3*100	116	240	65	2000	6000	3*1.87	4.2
U_{rms}=690V.AC							
3*25	86	240	29	697	2091	3*2.22	3.54
3*33.4	96	240	36	837	2511	3*1.81	3.21
3*55.7	116	240	44	1395	4185	3*1.24	3.04
3*75	136	240	53	2100	6300	3*1.31	2.87
U_{rms}=850V.AC							
3*25	96	240	30	679	2037	3*1.95	3.25
3*31	106	240	36	906	2718	3*1.57	2.98
3*55.7	136	240	49	1721	5163	3*0.9	2.56
U_{rms}=1200V.AC							
3*12	116	245	56	1300	3900	3*3.5	3.6
3*20	136	245	56	3300	9900	3*4	2.29



AC - filter 金属化薄膜电容器 AKMJ - PS series Metalized film capacitor

镀锡铜线引出, 体积小, 安装简单方便
Leads with tinned copper wire; small size, easy installation

自感 (ESL) 小, 等效串联电阻 (ESR) 小
Low ESL and ESR



塑料外壳封装, 阻燃树脂灌注
Plastic shell encapsulation, dry resin infusion

高脉冲电流, 高 dv/dt 承受能力
High pulse current, high dv/dt withstand capability

应用

- 广泛应用于电力电子设备中作交流滤波用。

Application

- Widely used in power electronic equipment used for the AC filter.

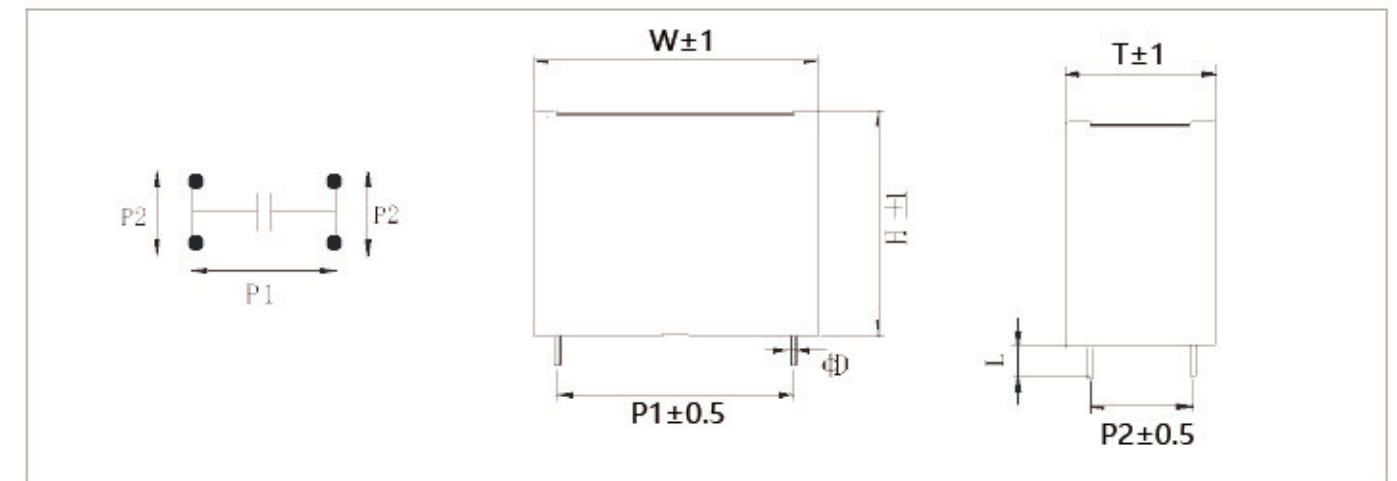
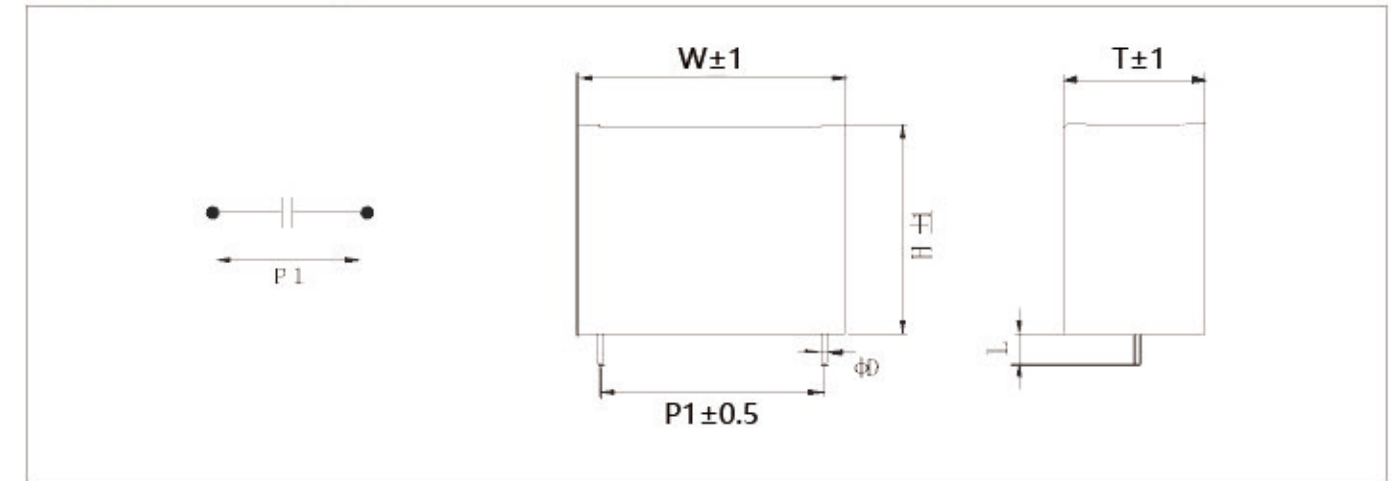
性能参数 Technical data

工作温度范围 / Operating temperature range	-40°C ~ +105°C (+85°C to +105°C: decreasing factor 1.5% per °C for Urms)			
容量范围 / Capacitance range	4μF ~ 60μF	1μF ~ 40μF	1μF ~ 28μF	0.33μF ~ 27μF
额定均方根电压 / Rated rms voltage (Urms)	180V.AC	250V.AC	300V.AC	350V.AC
额定交流电压 / Rated a.c. voltage (Un)	250V.AC	350V.AC	425V.AC	480V.AC
最大连续直流电压 / Maximum continuous DC voltage	300V.DC	475V.DC	560V.DC	600V.DC
容量偏差 / Cap.tol	±5% (J) ; ±10% (K)			
最大纹波电压 / Maximum applicable peak to peak ripple voltage	0.2 × UnDC			
耐电压 / Withstand voltage	vt-t	1.5Un (V.AC) / 10s		
	vt-c	3000V.AC/60s		
过电压 / Over voltage	1.1Un (30% of on-load - dur.) 1.15Un (30min / day) 1.2Un (5min / day) 1.3Un (1min / day) 1.5Un (100ms every time, 1000 times during the lifetime)			
损耗角正切 / Dissipation factor	Tgδ ≤ 0.002 f = 1kHz			
自感 / Self inductance	< 1 nH per mm of lead spacing			
绝缘电阻 / Insulation resistance	Rs × C ≥ 10000s (at 20°C 100V.DC)			
阻燃性 / Flame retardation	UL94V-0			
引用标准 / Reference standard	IEC61071; GB/T 17702			



100

外形图 The contour map



产品编码说明 Part number system

Urms	180V.AC	250V.AC	300V.AC	350V.AC
Un	250V.AC	350V.AC	425V.AC	480V.AC
UnDC	300V.DC	475V.DC	560V.DC	600V.DC

产品编码说明 Part number system

型号	容量	额定电压 (直流)	容偏	引出数量	脚距P1	脚距P2	引出长度L	内部特征码
1-3	4-6	7~10	11	12	13	14	15	16-17
APS	156=15×10 ⁶ pF=15μF	0180=180V.AC	J=±5% K=±10%	2: 2Pin 4: 4Pin	1: P1=37.5 2: P1=52.5 3: P1=27.5	0: 无 1: P1=10.2 2: P1=20.3	1: L=4 2: L=15	01



101

AC - filter 金属化薄膜电容器 AKMJ - PS series Metalized film capacitor

规格表 Specification table

续上表

CN (μF)	wires	φD (mm)	W (mm)	T (mm)	H (mm)	P1 (mm)	P2 (mm)	ESR @100kHz (mΩ)	ESL (nH)	I _p (A)	I _s (A)	I _{max} @10kHz 70°C (A)	Part number
U _{rms} = 180V.AC , U _N = 250V.AC , U _{NDC} = 300V.DC													
4.0	2	1.0	32.0	13.0	22.0	27.5	----	6.7	16	280	840	7	APS4050180*230***
5.0	2	1.0	32.0	14.0	28.0	27.5	----	5.3	18	350	1050	8	APS5050180*230***
6.8	2	1.2	32.0	18.0	33.0	27.5	----	3.9	21	476	1428	11	APS6850180*230***
10	2	1.2	32.0	18.0	33.0	27.5	----	2.7	20	700	2100	13	APS1060180*230***
10	2	1.2	41.0	17.0	32.0	37.5	----	4.9	22	400	1200	10	APS1060180*210***
15	2	1.2	41.0	22.0	37.0	37.5	----	3.3	24	600	1800	14	APS1560180*210***
18	2	1.2	42.0	23.0	36.0	37.5	----	2.7	25	720	2160	14	APS1860180*210***
20	2	1.2	42.0	23.0	36.0	37.5	----	2.5	25	800	2400	14	APS2060180*210***
22	2	1.2	41.0	26.0	41.0	37.5	----	2.2	26	880	2640	14	APS2260180*210***
25	2	1.2	41.0	26.2	41.0	37.5	----	2.0	27	1000	3000	14	APS2560180*210***
30	2	1.2	42.0	30.0	45.0	37.5	----	1.6	28	1200	3600	14	APS3060180*210***
33	2	1.2	42.0	30.0	45.0	37.5	----	1.5	29	1320	3960	14	APS3360180*210***
40	4	1.2	57.0	29.5	43.5	52.5	20.3	2.6	26	800	2400	20	APS4060180*422***
50	4	1.2	57.0	35.0	50.0	52.5	20.3	2.1	28	1000	3000	24	APS5060180*422***
60	4	1.2	57.0	35.0	50.0	52.5	20.3	1.7	29	1200	3600	27	APS6060180*422***
U _{rms} = 250V.AC , U _N = 350V.AC , U _{NDC} = 475V.DC													
1.0	2	1.0	32.0	9.0	18.0	27.5	----	19.3	20	90	270	3	APS1050250*230***
1.5	2	1.0	32.0	11.0	20.0	27.5	----	12.9	20	135	405	4	APS1550250*230***
2.0	2	1.0	32.0	13.0	22.0	27.5	----	9.6	20	180	540	5	APS2050250*230***
2.2	2	1.0	32.0	13.0	22.0	27.5	----	8.8	20	198	594	6	APS2250250*230***
2.5	2	1.0	32.0	13.0	22.0	27.5	----	7.7	20	225	675	6	APS2550250*230***
3.0	2	1.0	32.0	15.0	24.5	27.5	----	6.4	20	270	810	7	APS3050250*230***
3.3	2	1.0	32.0	15.0	24.5	27.5	----	5.8	21	297	891	8	APS3350250*230***
3.5	2	1.0	32.0	14.0	28.0	27.5	----	5.5	23	315	945	8	APS3550250*230***
4.0	2	1.2	32.0	18.0	33.0	27.5	----	4.8	22	360	1080	10	APS4050250*230***
4.5	2	1.2	32.0	18.0	33.0	27.5	----	4.3	23	405	1215	10	APS4550250*230***
5.0	2	1.2	32.0	18.0	33.0	27.5	----	3.9	23	450	1350	11	APS5050250*230***
6.8	2	1.2	32.0	22.0	37.0	27.5	----	2.8	24	612	1836	14	APS6850250*230***
4.7	2	1.2	41.0	15.0	26.0	37.5	----	7.8	24	282	846	7	APS4750250*210***
5.0	2	1.2	42.0	14.0	28.0	37.5	----	7.3	26	300	900	8	APS5050250*210***
6.0	2	1.2	41.0	17.0	32.0	37.5	----	6.1	26	360	1080	9	APS6050250*210***



规格表 Specification table

续上表

CN (μF)	wires	φD (mm)	W (mm)	T (mm)	H (mm)	P1 (mm)	P2 (mm)	ESR @100kHz (mΩ)	ESL (nH)	I _p (A)	I _s (A)	I _{max} @10kHz 70°C (A)	Part number
U _{rms} = 250V.AC , U _N = 350V.AC , U _{NDC} = 475V.DC													
6.5	2	1.2	41.0	17.0	32.0	37.5	----	5.6	26	390	1170	10	APS6550250*210***
6.8	2	1.2	41.0	18.5	33.5	37.5	----	5.4	27	408	1224	10	APS6850250*210***
7.5	2	1.2	41.0	18.5	33.5	37.5	----	4.9	27	450	1350	11	APS7550250*210***
8.0	2	1.2	41.0	22.0	37.0	37.5	----	4.6	27	480	1440	12	APS8050250*210***
10	2	1.2	41.0	22.0	37.0	37.5	----	3.7	28	600	1800	13	APS1060250*210***
12	2	1.2	41.0	26.0	41.0	37.5	----	3.0	29	720	2160	14	APS1260250*210***
15	2	1.2	41.0	26.0	41.0	37.5	----	2.4	30	900	2700	14	APS1560250*210***
18	2	1.2	41.0	28.0	43.0	37.5	----	2.0	31	1080	3240	14	APS1860250*210***
20	2	1.2	42.0	30.0	45.0	37.5	----	1.8	32	1200	3600	14	APS2060250*210***
22	2	1.2	42.0	30.0	45.0	37.5	----	1.7	33	1320	3960	14	APS2260250*210***
25	4	1.2	57.0	29.5	43.5	52.5	20.3	3.3	31	750	2250	18	APS2560250*422***
30	4	1.2	57.0	29.5	43.5	52.5	20.3	2.7	32	900	2700	20	APS3060250*422***
35	4	1.2	57.0	35.0	50.0	52.5	20.3	2.3	32	1050	3150	23	APS3560250*422***
40	4	1.2	57.0	35.0	50.0	52.5	20.3	2.0	33	1200	3600	25	APS4060250*422***
U _{rms} = 300V.AC , U _N = 425V.AC , U _{NDC} = 560V.DC													
1.0	2	1.0	32.0	11.0	20.0	27.5	----	15.9	16	100	300	4	APS1050300*230***
1.5	2	1.0	32.0	13.0	22.0	27.5	----	10.6	17	150	450	5	APS1550300*230***
2.0	2	1.0	32.0	15.0	24.5	27.5	----	8.9	18	200	600	6	APS2050300*230***
2.2	2	1.0	32.0	15.0	24.5	27.5	----	8.0	18	220	660	7	APS2250300*230***
2.5	2	1.0	32.0	14.0	28.0	27.5	----	7.2	19	250	750	8	APS2550300*230***
3.0	2	1.2	32.0	18.0	33.0	27.5	----	6.4	21	300	900	9	APS3050300*230***
3.3	2	1.2	32.0	18.0	33.0	27.5	----	5.3	20	330	990	10	APS3350300*230***
3.5	2	1.2	32.0	18.0	33.0	27.5	----	4.8	21	350	1050	10	APS3550300*230***
4.0	2	1.2	32.0	18.0	33.0	27.5	----	4.6	21	400	1200	11	APS4050300*230***
4.7	2	1.2	32.0	22.0	37.0	27.5	----	4.0	22	470	1410	13	APS4750300*230***
5.0	2	1.2	32.0	22.0	37.0	27.5	----	3.4	22	500	1500	13	APS5050300*230***
6.8	2	1.2	32.0	22.0	37.0	27.5	----	3.2	23	680	2040	14	APS6850300*230***
3.0	2	1.2	41.0	15.0	26.0	37.5	----	10.1	22	210	630	6	APS3050300*210***
3.3	2	1.2	41.0	15.0	26.0	37.5	----	9.2	22	231	693	7	APS3350300*210***
3.5	2	1.2	42.0	14.0	28.0	37.5	----	8.6	23	245	735	7	APS3550300*210***
4.0	2	1.2	41.0	17.0	32.0	37.5	----	7.6	24	280	840	8	APS4050300*210***



AC - filter 金属化薄膜电容器 AKMJ - PS series Metalized film capacitor

规格表 Specification table

续上表

CN (μF)	wires	φD (mm)	W (mm)	T (mm)	H (mm)	P1 (mm)	P2 (mm)	ESR @100kHz (mΩ)	ESL (nH)	I _p (A)	I _s (A)	I _{max} @10kHz 70°C (A)	Part number
U _{rms} = 300V.AC , U _N = 425V.AC , U _{DC} = 560V.DC													
4.5	2	1.2	41.0	17.0	32.0	37.5	----	6.7	24	315	945	9	APS4550300*210***
4.7	2	1.2	41.0	17.0	32.0	37.5	----	6.4	24	329	987	9	APS4750300*210***
5.0	2	1.2	41.0	18.5	33.5	37.5	----	6.0	24	350	1050	10	APS5050300*210***
6.0	2	1.2	41.0	18.5	33.5	37.5	----	5.0	25	420	1260	11	APS6050300*210***
6.8	2	1.2	41.0	22.0	37.0	37.5	----	4.4	25	476	1428	12	APS6850300*210***
8.0	2	1.2	41.0	22.0	37.0	37.5	----	3.8	26	560	1680	13	APS8050300*210***
10	2	1.2	41.0	26.0	41.0	37.5	----	3.0	28	700	2100	14	APS1060300*210***
12	2	1.2	41.0	28.0	43.0	37.5	----	2.5	29	840	2520	14	APS1260300*210***
15	2	1.2	42.0	30.0	45.0	37.5	----	2.1	30	1050	3150	14	APS1560300*210***
18	4	1.2	57.0	29.5	43.5	52.5	20.3	3.8	29	720	2160	17	APS1860300*422***
20	4	1.2	57.0	29.5	43.5	52.5	20.3	3.4	29	800	2400	18	APS2060300*422***
22	4	1.2	57.0	29.5	43.5	52.5	20.3	3.1	30	880	2640	20	APS2260300*422***
25	4	1.2	57.0	35.0	50.0	52.5	20.3	2.7	31	1000	3000	21	APS2560300*422***
28	4	1.2	57.0	35.0	50.0	52.5	20.3	2.4	32	1120	3360	23	APS2860300*422***
U _{rms} = 350V.AC , U _N = 480V.AC , U _{DC} = 600V.DC													
0.33	2	0.8	32.0	9.0	18.0	27.5	----	53.9	17	17	50	1.6	APS3340350*230***
0.39	2	0.8	32.0	9.0	18.0	27.5	----	46.0	17	20	60	1.7	APS3940350*230***
0.47	2	0.8	32.0	9.0	18.0	27.5	----	38.6	17	24	72	1.9	APS4740350*230***
0.68	2	0.8	32.0	11.0	20.0	27.5	----	27.5	18	35	104	2.5	APS6840350*230***
0.82	2	0.8	32.0	13.0	22.0	27.5	----	23.3	18	42	125	3.0	APS8240350*230***
1.0	2	0.8	32.0	13.0	22.0	27.5	----	19.6	18	51	153	3.2	APS1050350*230***
1.5	2	0.8	32.0	15.0	24.5	27.5	----	14.0	19	76	229	4.2	APS1550350*230***
2.0	2	0.8	32.0	16.0	30.0	27.5	----	11.1	21	102	306	5.0	APS2050350*230***
2.2	2	0.8	32.0	16.0	30.0	27.5	----	10.4	20	112	336	5.2	APS2250350*230***
2.5	2	1.0	32.0	18.0	33.0	27.5	----	7.0	22	127	382	6.2	APS2550350*230***
3.0	2	1.0	32.0	18.0	33.0	27.5	----	6.1	21	145	435	6.5	APS3050350*230***
3.0	2	1.0	32.0	22.0	37.0	27.5	----	5.8	24	153	458	7.4	APS3050350*230***
3.3	2	1.0	32.0	22.0	37.0	27.5	----	5.3	24	168	504	7.7	APS3350350*230***
3.5	2	1.0	32.0	22.0	37.0	27.5	----	5.0	23	178	535	7.9	APS3550350*230***
4.0	2	1.0	32.0	22.0	37.0	27.5	----	4.4	23	204	611	8.2	APS4050350*230***
1.0	2	1.0	41.0	11.0	22.0	37.5	----	28.0	24	36	109	2.8	APS1050350*210***

规格表 Specification table

续上表

CN (μF)	wires	φD (mm)	W (mm)	T (mm)	H (mm)	P1 (mm)	P2 (mm)	ESR @100kHz (mΩ)	ESL (nH)	I _p (A)	I _s (A)	I _{max} @10kHz 70°C (A)	Part number
U _{rms} = 350V.AC , U _N = 480V.AC , U _{DC} = 600V.DC													
1.5	2	1.0	41.0	13.0	24.0	37.5	----	19.3	25	55	164	3.7	APS1550350*210***
2.0	2	1.0	41.0	15.0	26.0	37.5	----	14.9	26	73	219	4.6	APS2050350*210***
2.2	2	1.0	41.0	15.0	26.0	37.5	----	13.7	25	80	241	4.8	APS2250350*210***
2.5	2	1.0	41.0	16.0	30.0	37.5	----	12.3	27	91	274	5.3	APS2550350*210***
3.0	2	1.0	41.0	16.0	30.0	37.5	----	10.5	26	109	328	5.7	APS3050350*210***
3.3	2	1.0	41.0	17.0	32.0	37.5	----	9.7	29	120	361	6.2	APS3350350*210***
3.5	2	1.0	41.0	17.0	32.0	37.5	----	9.3	28	128	383	6.4	APS3550350*210***
4.0	2	1.0	41.0	18.5	33.5	37.5	----	8.3	29	146	438	7.0	APS4050350*210***
4.5	2	1.0	41.0	22.0	37.0	37.5	----	7.6	31	164	493	8.0	APS4550350*210***
4.7	2	1.0	41.0	22.0	37.0	37.5	----	7.0	30	182	547	8.3	APS4750350*210***
5.0	2	1.0	41.0	22.0	37.0	37.5	----	7.0	30	182	547	8.3	APS5050350*210***
5.5	2	1.0	41.0	22.0	37.0	37.5	----	6.6	29	201	602	8.6	APS5550350*210***
6.0	2	1.0	41.0	26.0	41.0	37.5	----	6.2	32	219	657	9.7	APS6050350*210***
6.5	2	1.0	41.0	26.0	41.0	37.5	----	5.8	31	237	712	10.0	APS6550350*210***
7.0	2	1.0	41.0	26.0	41.0	37.5	----	5.5	31	255	766	10.3	APS7050350*210***
7.5	2	1.0	41.0	26.0	41.0	37.5	----	5.3	30	274	821	10.5	APS7550350*210***
8.0	2	1.0	41.0	26.0	41.0	37.5	----	5.1	30	292	876	10.5	APS8050350*210***
8.5	2	1.0	41.0	28.0	43.0	37.5	----	4.9	32	310	930	10.5	APS8550350*210***
9.0	2	1.0	41.0	28.0	43.0	37.5	----	4.7	31	328	985	10.5	APS9050350*210***
9.5	2	1.0	42.0	30.0	45.0	37.5	----	4.5	33	347	1040	10.5	APS9550350*210***
10	2	1.0	42.0	30.0	45.0	37.5	----	4.4	32	365	1095	10.5	APS1060350*210***
10	2	1.2	57.0	25.0	45.0	52.5	----	5.7	34	260	781	11.6	APS1060350*220***
11	2	1.2	57.0	25.0	45.0	52.5	----	5.3	33	286	859	11.9	APS1160350*220***
12	4	1.2	57.0	29.5	43.5	52.5	20.3	4.4	29	312	937	14.1	APS1260350*422***
15	4	1.2	57.0	35.0	50.0	52.5	20.3	3.7	31	391	1172	16.4	APS1560350*422***
16	4	1.2	57.0	35.0	50.0	52.5	20.3	3.5	30	417	1250	16.8	APS1660350*422***
18	4	1.2	57.0	35.0	50.0	52.5	20.3	3.2	33	469	1406	18.1	APS1860350*422***
20	4	1.2	57.0	45.0	55.0	52.5	20.3	2.9	32	521	1562	19.8	APS2060350*422***

EMI Suppression Capacitors X2 series

金属化聚丙烯膜抗干扰电容器

金属化聚丙烯薄膜
Metallized polypropylene film

能承受过电压冲击
Withstanding overvoltage stressing

优异的阻燃性能
Excellent active and passive flame resistant abilities

自愈特性
Self-healing properties

符合RoHS标准
RoHS-compatible

适用于严苛环境
Suitable for harsh environment conditions

符合85°C85%RH 1.0U_{RAC} 1000 小时
THB Grade IIIB (85°C, 85% RH, 1000h at U_{RAC})

应用

- X2类抗干扰电容器
- 广泛应用于电源跨线等抗干扰场合
- 广泛应用于钳位电路，交流及谐波滤波，不断电系统，光伏逆变器，LCL滤波器及马达驱动

APPLICATIONS

- X2 class for interference suppression
- Widely used in across-the-line, EMI suppression
- Widely used in Clamping, AC and Harmonic Filtering, UPS Systems, Solar Inverter with LCL Filter and Motor Drive

性能参数 Technical data

气候类别 / 阻燃等级 Climatic Category / Passive Flammability Category	40/110/56/B		
工作温度范围 / Operating temperature range	-40°C ~ +110°C		
容量范围 / Capacitance range	0.0022~10μF		
额定电压 / Rated voltage	AC 310V, 50~60Hz		
最大连续直流电压 / Maximum continuous DC voltage	DC 630V		
容量偏差 / Cap.tol	±5% (J) ; ±10% (K) ; ±20% (M)		
损耗角正切 / Dissipation factor	at	C _N ≤ 0.47μF	0.47μF < C _N ≤ 1.0μF
	1KHz, 20°C	1 × 10 ⁻³	1 × 10 ⁻³
	100KHz, 20°C	5 × 10 ⁻³	3 × 10 ⁻³
绝缘电阻 / Insulation resistance	V test (VDC) 1min	C _N ≤ 0.33μF	C _N > 0.33μF
	100±15	≥ 100GΩ	≥ 30000s
直流电压测试 / DC test voltage	4.3U _k (DC), 2s		



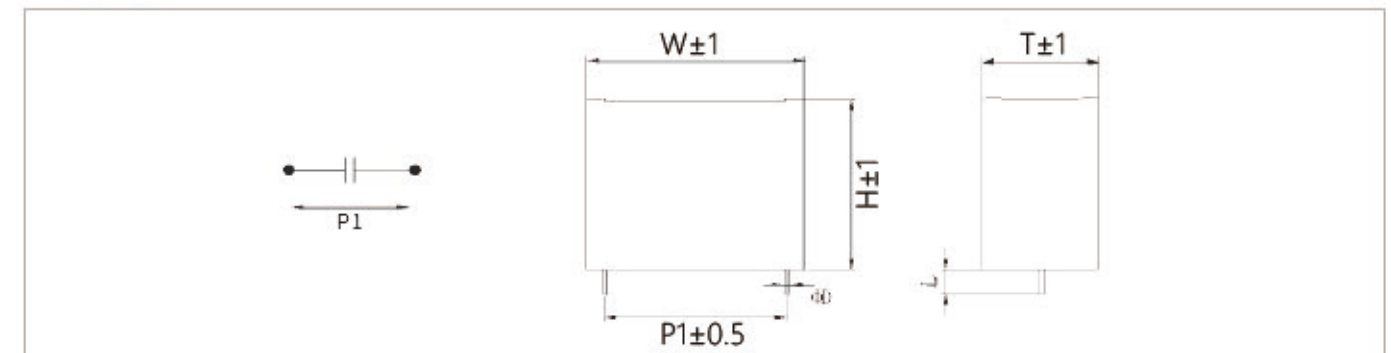
安全认证 Safety Approvals

	VDE	EN 60384-14/ IEC 60384-14	Certificate: 40052245 (approved by VDE)
--	-----	------------------------------	--

DV/DT数据 THE DV/DT TABLE

Dv/dt (V/μs)					
P=10mm	P=15mm	P=22.5mm	P=27.5mm	P=37.5mm	P=52.5mm
475	340	200	150	100	75

产品结构图 THE CONTOUR MAP



编码规则 / PART NUMBER SYSTEM

Type code	Capacitance	Rated Voltage(AC)	Tolerance	Pin	Lead Pitch P1 (mm)	Lead Pitch P2 (mm)	Lead Pitch P2 (mm)	Internal code
1~3	4~6	7~10	11	12	13	14	15	16~17
MKP	105= 10×10 ⁵ pF =1μF	0310=310VAC	J=±5% K=±10% M=±20%	2: 2Pin	2: P1=10 3: P1=15 4: P1=22.5 5: P1=27.5 6: P1=37.5 7: P1=52.5	0: 无	1: L=4 2: L=15	01

规格表 Specification table

C _N (μF)	W(mm)	T(mm)	H(mm)	φD(mm)	P1(mm)	Part number	C _N (μF)	W(mm)	T(mm)	H(mm)	φD(mm)	P1(mm)	Part number
0.0022	13.0	4.0	8.0	0.6	10.0	MPX2220310*220***	0.0056	13.0	4.0	9.0	0.6	10.0	MPX5620310*220***
0.0033	13.0	4.0	9.0	0.6	10.0	MPX3320310*220***	0.0056	13.0	5.0	11.0	0.6	10.0	MPX5620310*220***
0.0047	13.0	4.0	9.0	0.6	10.0	MPX4720310*220***	0.0068	13.0	4.0	9.0	0.6	10.0	MPX6820310*220***
0.0047	13.0	5.0	11.0	0.6	10.0	MPX4720310*220***	0.0068	13.0	5.0	11.0	0.6	10.0	MPX6820310*220***



EMI Suppression Capacitors X2 series

金属化聚丙烯膜抗干扰电容器

规格表 Specification table

CN(μF)	W(mm)	T(mm)	H(mm)	φD(mm)	P1(mm)	Part number
0.0082	13.0	4.0	9.0	0.6	10.0	MPX8220310*220***
0.0082	13.0	5.0	11.0	0.6	10.0	MPX8220310*220***
0.010	13.0	4.0	9.0	0.6	10.0	MPX1030310*220***
0.010	13.0	5.0	11.0	0.6	10.0	MPX1030310*220***
0.010	18.0	4.0	8.0	0.6	15.0	MPX1030310*230***
0.010	18.0	5.0	11.0	0.6	15.0	MPX1030310*230***
0.012	13.0	4.0	9.0	0.6	10.0	MPX1230310*220***
0.012	13.0	5.0	11.0	0.6	10.0	MPX1230310*220***
0.015	13.0	4.0	9.0	0.6	10.0	MPX1530310*220***
0.015	13.0	5.0	11.0	0.6	10.0	MPX1530310*220***
0.015	18.0	4.0	8.0	0.6	15.0	MPX1530310*230***
0.015	18.0	5.0	11.0	0.6	15.0	MPX1530310*230***
0.018	13.0	4.0	9.0	0.6	10.0	MPX1830310*220***
0.018	13.0	5.0	11.0	0.6	10.0	MPX1830310*220***
0.018	18.0	4.0	9.0	0.6	15.0	MPX1830310*230***
0.018	18.0	5.0	11.0	0.6	15.0	MPX1830310*230***
0.022	13.0	4.0	9.0	0.6	10.0	MPX2230310*220***
0.022	13.0	5.0	11.0	0.6	10.0	MPX2230310*220***
0.022	18.0	4.0	9.0	0.6	15.0	MPX2230310*230***
0.022	18.0	5.0	11.0	0.6	15.0	MPX2230310*230***
0.027	13.0	4.0	9.0	0.6	10.0	MPX2730310*220***
0.027	13.0	5.0	11.0	0.6	10.0	MPX2730310*220***
0.027	18.0	4.0	9.0	0.6	15.0	MPX2730310*230***
0.027	18.0	5.0	11.0	0.6	15.0	MPX2730310*230***
0.033	13.0	4.0	9.0	0.6	10.0	MPX3330310*220***
0.033	13.0	5.0	11.0	0.6	10.0	MPX3330310*220***
0.033	18.0	4.0	9.0	0.6	15.0	MPX3330310*230***
0.033	18.0	5.0	11.0	0.6	15.0	MPX3330310*230***
0.039	13.0	4.0	9.0	0.6	10.0	MPX3930310*220***
0.039	13.0	5.0	11.0	0.6	10.0	MPX3930310*220***
0.039	18.0	4.0	9.0	0.6	15.0	MPX3930310*230***
0.039	18.0	5.0	11.0	0.6	15.0	MPX3930310*230***
0.047	13.0	4.0	9.0	0.6	10.0	MPX4730310*220***
0.047	13.0	5.0	11.0	0.6	10.0	MPX4730310*220***
0.047	18.0	4.0	9.0	0.6	15.0	MPX4730310*230***
0.047	18.0	5.0	11.0	0.6	15.0	MPX4730310*230***
0.056	13.0	4.0	9.0	0.6	10.0	MPX5630310*220***
0.056	13.0	4.5	9.5	0.6	10.0	MPX5630310*220***
0.056	13.0	5.0	10.0	0.6	10.0	MPX5630310*220***
0.056	13.0	5.0	11.0	0.6	10.0	MPX5630310*220***
0.056	13.0	6.0	12.0	0.6	10.0	MPX5630310*220***
0.056	13.0	7.0	13.0	0.6	10.0	MPX5630310*220***

续上表

CN(μF)	W(mm)	T(mm)	H(mm)	φD(mm)	P1(mm)	Part number
0.056	18.0	4.0	9.0	0.6	15.0	MPX5630310*230***
0.056	18.0	5.0	11.0	0.6	15.0	MPX5630310*230***
0.068	13.0	5.0	11.0	0.6	10.0	MPX6830310*220***
0.068	13.0	6.0	12.0	0.6	10.0	MPX6830310*220***
0.068	13.0	7.0	13.0	0.6	10.0	MPX6830310*220***
0.068	18.0	4.0	10.0	0.6	15.0	MPX6830310*230***
0.068	18.0	5.0	11.0	0.6	15.0	MPX6830310*230***
0.082	13.0	5.0	11.0	0.6	10.0	MPX8230310*220***
0.082	13.0	6.0	12.0	0.6	10.0	MPX8230310*220***
0.082	13.0	7.0	13.0	0.6	10.0	MPX8230310*220***
0.082	18.0	5.0	10.0	0.6	15.0	MPX8230310*230***
0.082	18.0	5.0	11.0	0.6	15.0	MPX8230310*230***
0.082	18.0	6.0	12.0	0.6	15.0	MPX8230310*230***
0.10	13.0	5.0	11.0	0.6	10.0	MPX1040310*220***
0.10	13.0	6.0	12.0	0.6	10.0	MPX1040310*220***
0.10	13.0	8.0	14.0	0.6	10.0	MPX1040310*220***
0.10	18.0	5.0	10.0	0.6	15.0	MPX1040310*230***
0.10	18.0	5.0	11.0	0.6	15.0	MPX1040310*230***
0.10	18.0	6.0	12.0	0.6	15.0	MPX1040310*230***
0.10	18.0	6.0	13.5	0.6	15.0	MPX1040310*230***
0.12	13.0	6.0	12.0	0.6	10.0	MPX1240310*220***
0.12	13.0	7.0	13.0	0.6	10.0	MPX1240310*220***
0.12	18.0	5.0	10.0	0.6	15.0	MPX1240310*230***
0.12	18.0	5.0	11.0	0.6	15.0	MPX1240310*230***
0.12	18.0	6.0	12.0	0.6	15.0	MPX1240310*230***
0.12	18.0	7.5	13.5	0.6	15.0	MPX1240310*230***
0.15	13.0	6.0	12.0	0.6	10.0	MPX1540310*220***
0.15	13.0	7.0	13.0	0.6	10.0	MPX1540310*220***
0.15	13.0	8.0	14.0	0.6	10.0	MPX1540310*220***
0.15	18.0	5.0	10.5	0.6	15.0	MPX1540310*230***
0.15	18.0	6.0	12.0	0.6	15.0	MPX1540310*230***
0.15	18.0	7.5	13.5	0.6	15.0	MPX1540310*230***
0.15	17.0	6.0	14.0	0.6	15.0	MPX1540310*230***
0.15	18.0	8.5	14.5	0.6	15.0	MPX1540310*230***
0.15	26.0	6.0	12.0	0.6	22.5	MPX1540310*240***
0.15	26.5	6.0	15.0	0.6	22.5	MPX1540310*240***
0.15	26.0	6.0	14.5	0.6	22.5	MPX1540310*240***
0.18	13.0	7.0	13.0	0.6	10.0	MPX1840310*220***
0.18	13.0	8.0	14.0	0.6	10.0	MPX1840310*220***
0.18	18.0	5.0	11.0	0.6	15.0	MPX1840310*230***
0.18	18.0	6.0	12.0	0.6	15.0	MPX1840310*230***
0.18	18.0	7.5	13.5	0.6	15.0	MPX1840310*230***
0.18	26.0	6.0	12.0	0.8	22.5	MPX1840310*240***
0.18	26.0	6.0	14.5	0.8	22.5	MPX1840310*240***
0.18	26.5	6.0	15.0	0.8	22.5	MPX1840310*240***
0.22	13.0	8.0	14.0	0.6	10.0	MPX2240310*220***

规格表 Specification table

CN(μF)	W(mm)	T(mm)	H(mm)	φD(mm)	P1(mm)	Part number
0.22	18.0	6.0	11.5	0.6	15.0	MPX2240310*230***
0.22	18.0	7.0	13.0	0.6	15.0	MPX2240310*230***
0.22	18.0	6.3	13.0	0.6	15.0	MPX2240310*230***
0.22	18.0	6.0	13.5	0.6	15.0	MPX2240310*230***
0.22	18.0	7.5	13.5	0.6	15.0	MPX2240310*230***
0.22	18.0	8.5	14.5	0.6	15.0	MPX2240310*230***
0.22	18.0	10.0	16.0	0.6	15.0	MPX2240310*230***
0.22	26.0	6.0	12.0	0.8	22.5	MPX2240310*240***
0.22	26.5	6.0	15.0	0.8	22.5	MPX2240310*240***
0.22	26.0	6.0	14.5	0.8	22.5	MPX2240310*240***
0.27	18.0	6.0	13.5	0.6	15.0	MPX2740310*230***
0.27	18.0	8.5	14.5	0.6	15.0	MPX2740310*230***
0.27	18.0	10.0	16.0	0.6	15.0	MPX2740310*230***
0.27	26.0	6.0	12.0	0.8	22.5	MPX2740310*240***
0.27	26.5	6.0	15.0	0.8	22.5	MPX2740310*240***
0.27	26.5	7.0	17.0	0.8	22.5	MPX2740310*240***
0.33	18.0	7.0	13.0	0.6	15.0	MPX3340310*230***
0.33	17.5	7.5	17.0	0.6	15.0	MPX3340310*230***
0.33	17.0	9.0	16.0	0.6	15.0	MPX3340310*230***
0.33	18.0	8.5	14.5	0.6	15.0	MPX3340310*230***
0.33	18.0	10.0	16.0	0.6	15.0	MPX3340310*230***
0.33	18.0	11.0	18.5	0.6	15.0	MPX3340310*230***
0.33	26.0	6.0	12.0	0.8	22.5	MPX3340310*240***
0.33	26.5	6.0	15.0	0.8	22.5	MPX3340310*240***
0.33	26.5	7.0	17.0	0.8	22.5	MPX3340310*240***
0.33	26.5	8.5	17.0	0.8	22.5	MPX3340310*240***
0.39	18.0	7.5	13.5	0.6	15.0	MPX3940310*230***
0.39	18.0	10.0	16.0	0.6	15.0	MPX3940310*230***
0.39	18.0	11.0	18.5	0.6	15.0	MPX3940310*230***
0.39	26.0	6.0	12.0	0.8	22.5	MPX3940310*240***
0.39	26.5	6.0	15.0	0.8	22.5	MPX3940310*240***
0.39	26.5	7.0	17.0	0.8	22.5	MPX3940310*240***
0.39	26.5	8.5	17.0	0.8	22.5	MPX3940310*240***
0.39	26.5	10.0	19.0	0.8	22.5	MPX3940310*240***
0.47	18.0	8.0	14.0	0.6	15.0	MPX4740310*230***
0.47	18.0	8.5	16.5	0.6	15.0	MPX4740310*230***
0.47	18.0	10.0	16.0	0.6	15.0	MPX4740310*230***
0.47	18.0	9.0	18.0	0.6	15.0	MPX4740310*230***
0.47	18.0	11.0	18.5	0.6	15.0	MPX4740310*230***
0.47	26.0	6.0	14.0	0.8	22.5	MPX4740310*240***
0.47	26.0	7.5	16.5	0.8	22.5	MPX4740310*240***
0.47	26.5	7.0	17.0	0.8	22.5	MPX4740310*240***
0.47	26.5	8.5	17.0	0.8	22.5	MPX4740310*240***
0.47	26.5	10.0	19.0	0.8	22.5	MPX4740310*240***
0.47	31.0	6.0	13.5	0.8	27.5	MPX4740310*250***
0.47	31.0	6.5	15.5	0.8	27.5	MPX4740310*250***

续上表

CN(μF)	W(mm)	T(mm)	H(mm)	φD(mm)	P1(mm)	Part number
0.47	32.0	9.0	18.0	0.8	27.5	MPX4740310*250***
0.47	30.0	10.0	17.2	0.8	27.5	MPX4740310*250***
0.47	31.5	11.0	20.0	0.8	27.5	MPX4740310*250***
0.56	18.0	9.0	15.0	0.6	15.0	MPX5640310*230***
0.56	18.0	11.0	18.5	0.6	15.0	MPX5640310*230***
0.56	26.0	7.0	14.0	0.8	22.5	MPX5640310*240***
0.56	26.5	7.5	17.0	0.8	22.5	MPX5640310*240***
0.56	26.5	10.0	19.0	0.8	22.5	MPX5640310*240***
0.56	26.5	11.0	20.0	0.8	22.5	MPX5640310*240***
0.56	31.0	6.5	14.0	0.8	27.5	MPX5640310*250***
0.56	31.0	7.5	16.0	0.8	27.5	MPX5640310*250***
0.56	30.0	10.0	17.2	0.8	27.5	MPX5640310*250***
0.56	32.0	9.0	18.0	0.8	27.5	MPX5640310*250***
0.56	31.5	11.0	20.0	0.8	27.5	MPX5640310*250***
0.68	18.0	10.0	16.0	0.6	15.0	MPX6840310*230***
0.68	18.0	11.0	18.5	0.6	15.0	MPX6840310*230***
0.68	18.0	11.2	19.2	0.6	15.0	MPX6840310*230***
0.68	26.0	7.0	14.0	0.8	22.5	MPX6840310*240***
0.68	26.0	8.0	17.0	0.8	22.5	MPX6840310*240***
0.68						

EMI Suppression Capacitors X2 series


金属化聚丙烯膜抗干扰电容器

规格表 Specification table

C _N (μF)	W(mm)	T(mm)	H(mm)	φD(mm)	P1(mm)	Part number
1.0	31.0	8.0	17.0	0.8	27.5	MPX1050310*250***
1.0	32.0	9.0	18.0	0.8	27.5	MPX1050310*250***
1.0	31.5	11.0	20.0	0.8	27.5	MPX1050310*250***
1.0	31.0	13.0	22.0	0.8	27.5	MPX1050310*250***
1.2	26.0	9.0	19.5	0.8	22.5	MPX1250310*240***
1.2	26.5	10.0	18.5	0.8	22.5	MPX1250310*240***
1.2	26.5	11.0	20.0	0.8	22.5	MPX1250310*240***
1.2	26.5	13.5	24.0	0.8	22.5	MPX1250310*240***
1.2	31.0	9.0	17.5	0.8	27.5	MPX1250310*250***
1.2	32.0	9.0	18.0	0.8	27.5	MPX1250310*250***
1.2	31.5	11.0	20.0	0.8	27.5	MPX1250310*250***
1.2	31.0	13.0	22.0	0.8	27.5	MPX1250310*250***
1.2	31.5	14.0	25.0	0.8	27.5	MPX1250310*250***
1.5	26.0	10.0	21.0	0.8	22.5	MPX1550310*240***
1.5	26.5	11.0	20.0	0.8	22.5	MPX1550310*240***
1.5	26.5	12.5	21.5	0.8	22.5	MPX1550310*240***
1.5	26.5	15.0	25.0	0.8	22.5	MPX1550310*240***
1.5	31.0	10.0	18.5	0.8	27.5	MPX1550310*250***
1.5	32.0	9.0	18.0	0.8	27.5	MPX1550310*250***
1.5	31.5	11.0	20.0	0.8	27.5	MPX1550310*250***
1.5	31.0	14.0	23.5	0.8	27.5	MPX1550310*250***
1.5	31.5	16.0	25.5	0.8	27.5	MPX1550310*250***
1.5	41.0	11.0	22.0	0.8	37.5	MPX1550310*260***
1.5	41.0	13.0	24.0	0.8	37.5	MPX1550310*260***
1.8	26.0	12.5	23.0	0.8	22.5	MPX1850310*240***
1.8	26.5	12.0	22.0	0.8	22.5	MPX1850310*240***
1.8	26.5	15.5	21.5	0.8	22.5	MPX1850310*240***
1.8	26.5	15.0	25.0	0.8	22.5	MPX1850310*240***
1.8	31.5	11.0	20.0	0.8	27.5	MPX1850310*250***
1.8	31.0	12.0	20.5	0.8	27.5	MPX1850310*250***
1.8	31.0	13.0	22.0	0.8	27.5	MPX1850310*250***
1.8	31.0	14.0	25.0	0.8	27.5	MPX1850310*250***
1.8	31.0	18.0	26.0	0.8	27.5	MPX1850310*250***
1.8	41.0	11.0	22.0	0.8	37.5	MPX1850310*260***
1.8	41.0	13.0	24.0	0.8	37.5	MPX1850310*260***
2.2	26.0	15.0	22.0	0.8	22.5	MPX2250310*240***
2.2	26.5	13.5	24.0	0.8	22.5	MPX2250310*240***
2.2	31.0	13.0	22.0	0.8	27.5	MPX2250310*250***
2.2	32.0	14.0	23.5	0.8	27.5	MPX2250310*250***
2.2	31.0	18.0	26.0	0.8	27.5	MPX2250310*250***
2.2	31.0	18.0	30.0	0.8	27.5	MPX2250310*250***
2.2	41.0	11.0	22.0	0.8	37.5	MPX2250310*260***
2.2	41.0	13.0	24.0	0.8	37.5	MPX2250310*260***
2.2	41.0	15.0	26.0	0.8	37.5	MPX2250310*260***
2.7	31.0	13.0	22.0	0.8	27.5	MPX2750310*250***
2.7	31.5	16.0	25.5	0.8	27.5	MPX2750310*250***

续上表

C _N (μF)	W(mm)	T(mm)	H(mm)	φD(mm)	P1(mm)	Part number
2.7	31.0	19.0	28.0	0.8	27.5	MPX2750310*250***
2.7	41.0	13.0	24.0	0.8	37.5	MPX2750310*260***
2.7	41.0	15.0	26.0	0.8	37.5	MPX2750310*260***
2.7	41.0	16.0	27.5	0.8	37.5	MPX2750310*260***
3.3	31.0	14.0	25.0	0.8	27.5	MPX3350310*250***
3.3	31.0	17.5	26.0	0.8	27.5	MPX3350310*250***
3.3	31.0	15.5	29.0	0.8	27.5	MPX3350310*250***
3.3	32.0	18.0	33.0	0.8	27.5	MPX3350310*250***
3.3	41.0	15.0	26.0	0.8	37.5	MPX3350310*260***
3.3	42.0	14.0	28.0	0.8	37.5	MPX3350310*260***
3.3	41.5	14.5	26.0	0.8	37.5	MPX3350310*260***
3.3	41.5	16.0	27.5	0.8	37.5	MPX3350310*260***
3.3	41.5	18.5	31.5	0.8	37.5	MPX3350310*260***
3.9	31.5	16.0	25.5	0.8	27.5	MPX3950310*250***
3.9	31.0	19.0	28.0	0.8	27.5	MPX3950310*250***
3.9	32.0	22.0	37.0	0.8	27.5	MPX3950310*250***
3.9	41.5	16.0	27.5	0.8	37.5	MPX3950310*260***
3.9	41.0	16.0	30.0	0.8	37.5	MPX3950310*260***
3.9	41.0	18.5	33.5	0.8	37.5	MPX3950310*260***
4.7	31.0	18.0	26.0	0.8	27.5	MPX4750310*250***
4.7	31.0	20.0	30.5	0.8	27.5	MPX4750310*250***
4.7	31.0	19.0	32.5	0.8	27.5	MPX4750310*250***
4.7	32.0	22.0	37.0	0.8	27.5	MPX4750310*250***
4.7	41.5	17.0	30.0	0.8	37.5	MPX4750310*260***
4.7	41.0	16.0	30.0	0.8	37.5	MPX4750310*260***
4.7	41.0	18.5	33.5	0.8	37.5	MPX4750310*260***
4.7	41.5	25.0	38.0	0.8	37.5	MPX4750310*260***
5.6	31.5	18.0	30.0	0.8	27.5	MPX5650310*250***
5.6	31.0	21.0	34.5	0.8	27.5	MPX5650310*250***
5.6	41.0	18.5	33.5	0.8	37.5	MPX5650310*260***
5.6	41.0	22.5	35.5	0.8	37.5	MPX5650310*260***
5.6	41.5	25.0	38.0	0.8	37.5	MPX5650310*260***
6.8	31.0	21.0	34.5	0.8	27.5	MPX6850310*250***
6.8	41.0	18.5	33.5	0.8	37.5	MPX6850310*260***
6.8	41.5	22.5	35.5	0.8	37.5	MPX6850310*260***
8.2	41.0	22.0	37.0	0.8	37.5	MPX8250310*260***
8.2	41.5	25.0	38.0	0.8	37.5	MPX8250310*260***
10.0	41.0	22.0	37.0	0.8	37.5	MPX1060310*260***
10.0	41.5	27.5	37.5	0.8	37.5	MPX1060310*260***
10.0	41.0	26.0	41.0	0.8	37.5	MPX1060310*260***
10.0	41.5	27.5	41.0	0.8	37.5	MPX1060310*260***



应用

- X2类抗干扰电容器
- 广泛应用于电源跨线路等抗干扰场合
- 广泛应用于钳位电路，交流及谐波滤波，不断电系统，光伏逆变器，LCL滤波器及马达驱动

APPLICATIONS

- X2 class for interference suppression
- Widely used in across-the-line, EMI suppression
- Widely used in Clamping, AC and Harmonic Filtering, UPS Systems, Solar Inverter with LCL Filter and Motor Drive

性能参数 Technical data

气候类别 / 阻燃等级 Climatic Category / Passive Flammability Category	40/110/56/B		
工作温度范围 / Operating temperature range	-40°C ~ +110°C		
容量范围 / Capacitance range	0.01 ~ 25μF		
额定电压 / Rated voltage	AC 350V, 50~60Hz		
最大连续直流电压 / Maximum continuous DC voltage	DC 630V		
容量偏差 / Cap.tol	±5% (J) ; ±10% (K) ; ±20% (M)		
损耗角正切 / Dissipation factor	at	C _N ≤ 2.2μF	C _N > 2.2μF
	1KHz, 20°C	1 × 10 ⁻³	3 × 10 ⁻³
绝缘电阻 / Insulation resistance	V test (VDC) 1min	C _N ≤ 0.33μF	C _N > 0.33μF
	100 ± 15	≥ 100GΩ	≥ 30000s
直流电压测试 / DC test voltage	4.3U _k (DC), 2s		

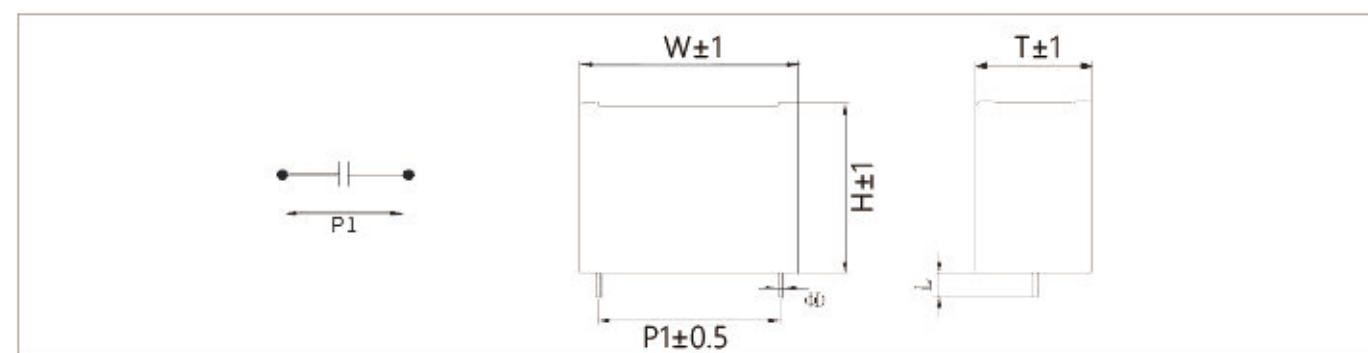
EMI Suppression Capacitors X2 series

金属化聚丙烯膜抗干扰电容器

DV/dt数据 THE DV/dt TABLE

Dv/dt (V/ μ s)					
P=10mm	P=15mm	P=22.5mm	P=27.5mm	P=37.5mm	P=52.5mm
475	340	200	150	100	75

产品结构图 THE CONTOUR MAP



编码规则 /PART NUMBER SYSTEM

Type code	Capacitance	Rated Voltage(AC)	Tolerance	Pin	Lead Pitch P1 (mm)	Lead Pitch P2 (mm)	Lead Pitch P2 (mm)	Internal code
1~3	4~6	7~10	11	12	13	14	15	16~17
MKP	105= 10×10 ⁵ pF =1 μ F	0350=350VAC	J=±5% K=±10% M=±20%	2: 2Pin	2: P1=10 3: P1=15 4: P1=22.5 5: P1=27.5 6: P1=37.5 7: P1=52.5	0: 无	1: L=4 2: L=15	01

规格表 Specification table

C _N (μ F)	W(mm)	T(mm)	H(mm)	ϕ D(mm)	P1(mm)	Part number	C _N (μ F)	W(mm)	T(mm)	H(mm)	ϕ D(mm)	P1(mm)	Part number
0.010	13.0	4.0	9.0	0.6	10.0	MPX1030350*220***	0.047	13.0	6.0	12.0	0.6	10.0	MPX4730350*220***
0.012	13.0	4.0	9.0	0.6	10.0	MPX1230350*220***	0.056	13.0	5.0	11.0	0.6	10.0	MPX5630350*220***
0.015	13.0	4.0	9.0	0.6	10.0	MPX1530350*220***	0.056	13.0	6.0	12.0	0.6	10.0	MPX5630350*220***
0.018	13.0	4.0	9.0	0.6	10.0	MPX1830350*220***	0.068	13.0	6.0	12.0	0.6	10.0	MPX6830350*220***
0.022	13.0	4.0	9.0	0.6	10.0	MPX2230350*220***	0.10	13.0	7.0	13.0	0.6	10.0	MPX1040350*220***
0.027	13.0	4.0	9.0	0.6	10.0	MPX2730350*220***	0.010	17.5	5.0	9.5	0.6	15.0	MPX1030350*230***
0.027	13.0	5.0	11.0	0.6	10.0	MPX2730350*220***	0.012	17.5	5.0	9.5	0.6	15.0	MPX1230350*230***
0.033	13.0	4.0	9.0	0.6	10.0	MPX3320350*220***	0.015	17.5	5.0	9.5	0.6	15.0	MPX1530350*230***
0.033	13.0	5.0	11.0	0.6	10.0	MPX3320350*220***	0.018	17.5	5.0	9.5	0.6	15.0	MPX1830350*230***
0.039	13.0	5.0	11.0	0.6	10.0	MPX3930350*220***	0.022	17.5	5.0	9.5	0.6	15.0	MPX2230350*230***
0.047	13.0	5.0	11.0	0.6	10.0	MPX4730350*220***	0.027	17.5	5.0	9.5	0.6	15.0	MPX2730350*230***

规格表 Specification table

C _N (μ F)	W(mm)	T(mm)	H(mm)	ϕ D(mm)	P1(mm)	Part number	C _N (μ F)	W(mm)	T(mm)	H(mm)	ϕ D(mm)	P1(mm)	Part number
0.033	17.5	5.0	9.5	0.6	15.0	MPX3330350*230***	0.47	26.5	10.0	18.5	0.8	22.5	MPX4740350*240***
0.039	17.5	5.0	9.5	0.6	15.0	MPX3930350*230***	0.56	26.5	8.5	17.0	0.8	22.5	MPX5640350*240***
0.047	17.5	5.0	9.5	0.6	15.0	MPX4720350*230***	0.56	26.5	9.0	18.5	0.8	22.5	MPX5640350*240***
0.047	17.5	5.0	11.0	0.6	15.0	MPX4720350*230***	0.56	26.5	10.0	18.5	0.8	22.5	MPX5640350*240***
0.056	17.5	5.0	9.5	0.6	15.0	MPX5620350*230***	0.68	26.5	8.5	17.0	0.8	22.5	MPX6840350*240***
0.056	17.5	5.0	11.0	0.6	15.0	MPX5630350*230***	0.68	26.5	10.0	18.5	0.8	22.5	MPX6840350*240***
0.068	17.5	5.0	9.5	0.6	15.0	MPX6830350*230***	0.68	26.5	11.0	20.0	0.8	22.5	MPX6840350*240***
0.068	17.5	6.0	12.0	0.6	15.0	MPX6830350*230***	0.68	26.5	11.0	21.0	0.8	22.5	MPX6840350*240***
0.082	17.5	5.0	9.5	0.6	15.0	MPX8230350*230***	0.82	26.5	10.0	18.5	0.8	22.5	MPX8240350*240***
0.082	17.5	6.0	12.0	0.6	15.0	MPX8230350*230***	0.82	26.5	11.0	20.0	0.8	22.5	MPX8240350*240***
0.10	17.5	5.0	11.0	0.6	15.0	MPX1040350*230***	0.82	26.5	12.0	22.0	0.8	22.5	MPX8240350*240***
0.10	17.5	6.0	12.0	0.6	15.0	MPX1040350*230***	1.0	26.5	12.0	22.0	0.8	22.5	MPX1050350*240***
0.10	17.5	7.5	13.5	0.6	15.0	MPX1040350*230***	1.0	26.5	13.5	23.0	0.8	22.5	MPX1050350*240***
0.12	17.5	6.0	12.0	0.6	15.0	MPX1240350*230***	1.2	26.5	12.0	22.0	0.8	22.5	MPX1250350*240***
0.12	17.5	7.5	13.5	0.6	15.0	MPX1240350*230***	1.2	26.5	13.5	23.0	0.8	22.5	MPX1250350*240***
0.15	17.5	6.0	12.0	0.6	15.0	MPX1540350*230***	1.2	26.5	14.5	24.5	0.8	22.5	MPX1250350*240***
0.15	17.5	7.5	13.5	0.6	15.0	MPX1540350*230***	1.5	26.5	14.5	24.5	0.8	22.5	MPX1550350*240***
0.15	17.5	8.5	14.5	0.6	15.0	MPX1540350*230***	1.5	26.5	13.5	23.0	0.8	22.5	MPX1550350*240***
0.18	17.5	7.5	13.5	0.6	15.0	MPX1840350*230***	1.5	26.5	15.5	24.5	0.8	22.5	MPX1550350*240***
0.18	17.5	8.5	14.5	0.6	15.0	MPX1840350*230***	1.5	26.5	14.5	29.5	0.8	22.5	MPX1550350*240***
0.22	17.5	7.5	13.5	0.6	15.0	MPX2240350*230***	1.8	26.5	15.5	24.5	0.8	22.5	MPX1850350*240***
0.22	17.5	8.5	14.5	0.6	15.0	MPX2240350*230***	1.8	26.5	15.5	31.0	0.8	22.5	MPX1850350*240***
0.22	17.5	11.0	16.0	0.6	15.0	MPX2240350*230***	2.2	26.5	12.0	28.0	0.8	22.5	MPX2250350*240***
0.27	17.5	8.5	14.5	0.6	15.0	MPX2740350*230***	2.2	26.5	14.5	29.5	0.8	22.5	MPX2250350*240***
0.27	17.5	10.0	16.0	0.8	15.0	MPX2740350*230***	2.2	26.5	15.5	24.5	0.8	22.5	MPX2250350*240***
0.33	17.5	8.5	14.5	0.6	15.0	MPX3340350*230***	2.2	26.5	15.5	31.0	0.8	22.5	MPX2250350*240***
0.33	17.5	10.0	16.0	0.6	15.0	MPX3340350*230***	0.22	32.0	9.0	18.0	0.8	27.5	MPX2240350*250***
0.33	17.5	11.0	19.0	0.8	15.0	MPX3340350*230***	0.27	32.0	9.0	18.0	0.8	27.5	MPX2740350*250***
0.39	17.5	10.0	16.0	0.8	15.0	MPX3940350*230***	0.33	32.0	9.0	18.0	0.8	27.5	MPX3340350*250***
0.39	17.5	10.0	18.0	0.8	15.0	MPX3940350*230***	0.39	32.0	9.0	18.0	0.8	27.5	MPX3940350*250***
0.47	17.5	11.0	19.0	0.8	15.0	MPX4740350*230***	0.47	32.0	9.0	18.0	0.8	27.5	MPX4740350*250***
0.10	26.5	6.0	15.0	0.8	22.5	MPX1040350*240***	0.56	32.0	9.0	18.0	0.8	27.5	MPX5640350*250***
0.12	26.5	6.0	15.0	0.8	22.5	MPX1240350*240***	0.68	32.0	9.0	18.0	0.8	27.5	MPX6840350*250***
0.15	26.5	6.0	15.0	0.8	22.5	MPX1540350*240***	0.68	32.0	11.0	20.0	0.8	27.5	MPX6840350*250***
0.18	26.5	6.0	15.0	0.8	22.5	MPX1840350*240***	0.82	32.0	9.0	18.0	0.8	27.5	MPX8240350*250***
0.22	26.5	6.0	15.0	0.8	22.5	MPX2240350*240***	1.0	32.0	9.0	18.0	0.8	27.5	MPX1050350*250***
0.27	26.5	6.0	15.0	0.8	22.5	MPX2740350*240***	1.0	32.0	11.0	20.0	0.8	27.5	MPX1050350*250***
0.33	26.5	6.0	15.0	0.8	22.5	MPX3340350*240***	1.0	32.0	13.0	22.0	0.8	27.5	MPX1050350*250***
0.33	26.5	7.0	16.0	0.8	22.5	MPX3340350*240***	1.2	32.0	11.0	20.0	0.8	27.5	MPX1250350*250***
0.33	26.5	9.0	17.0	0.8	22.5	MPX3340350*240***	1.2	32.0	13.0	22.0	0.8	27.5	MPX1250350*250***
0.39	26.5	6.0	15.0	0.8	22.5	MPX3940350*240***	1.5	32.0	11.0	20.0	0.8	27.5	MPX1550350*250***
0.39	26.5	8.5	17.0	0.8	22.5	MPX3940350*240***	1.5	32.0	13.0	22.0	0.8	27.5	MPX1550350*250***
0.39	26.5	9.0	18.5	0.8	22.5	MPX3940350*240***	1.5	32.0	13.0	25.0	0.8	27.5	MPX1550350*250***
0.47	26.5	7.0	16.0	0.8	22.5	MPX4740350*240***	1.5	32.0	15.0	24.5	0.8	27.5	MPX1550350*250***
0.47	26.5	8.5	17.0	0.8	22.5	MPX4740350*240***	1.8	32.0	13.0	22.0	0.8	27.5	MPX1850350*250***
0.47	26.5	9.0	18.5	0.8	22.5	MPX4740350*240***	1.8	32.0	13.0	25.0	0.8	27.5	MPX1850350*250***

续上表

EMI Suppression Capacitors X2 series

金属化聚丙烯膜抗干扰电容器

EMI Suppression Capacitors X1 series


金属化聚丙烯膜抗干扰电容器

规格表 Specification table

CN(μF)	W(mm)	T(mm)	H(mm)	φD(mm)	P1(mm)	Part number
1.8	32.0	14.0	28.0	0.8	27.5	MPX1850350*250***
1.8	32.0	15.0	24.5	0.8	27.5	MPX1850350*250***
2.2	32.0	15.0	24.5	0.8	27.5	MPX2250350*250***
2.2	32.0	16.0	30.0	0.8	27.5	MPX2250350*250***
2.7	32.0	14.0	28.0	0.8	27.5	MPX2750350*250***
2.7	32.0	16.0	30.0	0.8	27.5	MPX2750350*250***
2.7	32.0	18.0	33.0	0.8	27.5	MPX2750350*250***
3.3	32.0	16.0	30.0	0.8	27.5	MPX3350350*250***
3.3	32.0	19.0	29.0	0.8	27.5	MPX3350350*250***
3.3	32.0	18.0	33.0	0.8	27.5	MPX3350350*250***
3.3	32.0	18.0	38.0	0.8	27.5	MPX3350350*250***
3.9	32.0	18.0	33.0	0.8	27.5	MPX3950350*250***
3.9	32.0	22.0	37.0	0.8	27.5	MPX3950350*250***
4.7	32.0	18.0	33.0	0.8	27.5	MPX4750350*250***
4.7	32.0	20.0	34.0	0.8	27.5	MPX4750350*250***
4.7	32.0	22.0	37.0	0.8	27.5	MPX4750350*250***
4.7	32.0	24.0	38.0	0.8	27.5	MPX4750350*250***
5.6	32.0	22.0	37.0	0.8	27.5	MPX5650350*250***
6.8	32.0	22.0	37.0	0.8	27.5	MPX6850350*250***
6.8	32.0	24.0	40.5	0.8	27.5	MPX6850350*250***
0.33	41.0	11.0	22.0	1.0	37.5	MPX3340350*260***
0.39	41.0	11.0	22.0	1.0	37.5	MPX3940350*260***
0.47	41.0	11.0	22.0	1.0	37.5	MPX4740350*260***
0.56	41.0	11.0	22.0	1.0	37.5	MPX5640350*260***
0.68	41.0	11.0	22.0	1.0	37.5	MPX6840350*260***
0.82	41.0	11.0	22.0	1.0	37.5	MPX8240350*260***
1.0	41.0	11.0	22.0	1.0	37.5	MPX1050350*260***
1.2	41.0	11.0	22.0	1.0	37.5	MPX1250350*260***
1.5	41.0	13.0	24.0	1.0	37.5	MPX1550350*260***
1.5	41.0	11.0	22.0	1.0	37.5	MPX1550350*260***
1.8	41.0	11.0	22.0	1.0	37.5	MPX1850350*260***
1.8	41.0	13.0	24.0	1.0	37.5	MPX1850350*260***
1.8	41.0	15.0	26.0	1.0	37.5	MPX1850350*260***
2.2	41.0	13.0	24.0	1.0	37.5	MPX2250350*260***
2.2	41.0	15.0	26.0	1.0	37.5	MPX2250350*260***
2.7	41.0	15.0	26.0	1.0	37.5	MPX2750350*260***
2.7	41.0	16.0	30.0	1.0	37.5	MPX2750350*260***
3.3	42.0	14.0	28.0	1.0	37.5	MPX3350350*260***
3.3	41.0	15.0	26.0	1.0	37.5	MPX3350350*260***
3.3	41.0	17.0	28.0	1.0	37.5	MPX3350350*260***
3.3	41.0	16.0	30.0	1.0	37.5	MPX3350350*260***
3.3	41.0	17.0	32.0	1.0	37.5	MPX3350350*260***
3.9	41.0	16.0	30.0	1.0	37.5	MPX3950350*260***
3.9	41.0	17.0	32.0	1.0	37.5	MPX3950350*260***
3.9	41.0	18.5	33.5	1.0	37.5	MPX3950350*260***

续上表

CN(μF)	W(mm)	T(mm)	H(mm)	φD(mm)	P1(mm)	Part number
3.9	41.0	20.0	34.0	1.0	37.5	MPX3950350*260***
4.7	41.0	16.0	30.0	1.0	37.5	MPX4750350*260***
4.7	41.0	17.0	32.0	1.0	37.5	MPX4750350*260***
4.7	41.0	20.0	34.0	1.0	37.5	MPX4750350*260***
4.7	41.0	22.0	37.0	1.0	37.5	MPX4750350*260***
5.6	41.0	18.5	33.5	1.0	37.5	MPX5650350*260***
5.6	41.0	22.0	37.0	1.0	37.5	MPX5650350*260***
6.8	41.0	20.0	34.0	1.0	37.5	MPX6850350*260***
6.8	41.0	22.0	37.0	1.0	37.5	MPX6850350*260***
6.8	41.0	24.0	37.0	1.0	37.5	MPX6850350*260***
6.8	41.0	26.0	37.0	1.0	37.5	MPX6850350*260***
8.2	41.0	22.0	37.0	1.0	37.5	MPX8250350*260***
8.2	41.10	26.0	37.0	1.0	37.5	MPX8250350*260***
8.2	41.0	26.0	41.0	1.0	37.5	MPX8250350*260***
8.2	41.0	28.0	43.0	1.0	37.5	MPX8250350*260***
10.0	41.0	26.0	41.0	1.0	37.5	MPX1060350*260***
10.0	42.0	30.0	45.0	1.0	37.5	MPX1060350*260***
12.0	41.0	28.0	43.0	1.0	37.5	MPX1260350*260***
12.0	41.0	30.0	45.0	1.0	37.5	MPX1260350*260***
15.0	42.0	30.0	45.0	1.0	37.5	MPX1560350*260***
15.0	42.0	30.0	50.0	1.0	37.5	MPX1560350*260***
15.0	57.0	30.0	45.0	1.2	52.5	MPX1560350*270***
15.0	57.0	30.0	48.0	1.2	52.5	MPX1560350*270***
18.0	57.0	30.0	45.0	1.2	52.5	MPX1860350*270***
18.0	57.0	35.0	45.0	1.2	52.5	MPX1860350*270***
18.0	57.0	34.0	48.5	1.2	52.5	MPX1860350*270***
20.0	57.0	30.0	45.0	1.2	52.5	MPX2060350*270***
20.0	57.0	35.0	50.0	1.2	52.5	MPX2060350*270***
20.0	57.0	37.5	52.0	1.2	52.5	MPX2060350*270***
25.0	57.0	35.0	50.0	1.2	52.5	MPX2560350*270***



应用

- X1类抗干扰电容器
- 广泛应用于电源跨线路等抗干扰场合
- 广泛应用于相位电路，交流及谐波滤波，不断电系统，光伏逆变器，LCL滤波器及马达驱动

APPLICATIONS

- X1 class for interference suppression
- Widely used in across-the-line, EMI suppression
- Widely used in Clamping, AC and Harmonic Filtering, UPS Systems, Solar Inverter with LCL Filter and Motor Drive

性能参数 Technical data

气候类别 / 阻燃等级 Climatic Category / Passive Flammability Category	40/110/56/B		
工作温度范围 / Operating temperature range	-40°C ~ +110°C		
容量范围 / Capacitance range	0.001~10μF		
额定电压 / Rated voltage	AC 440V/480V/530V/50~60Hz		
最大连续直流电压 / Maximum continuous DC voltage	DC 1000V		
容量偏差 / Cap.tol	±5% (J) ; ±10% (K) ; ±20% (M)		
损耗角正切 / Dissipation factor	C _N ≤ 0.47μF	0.47μF < C _N ≤ 1.0μF	C _N > 1.0μF
	≤ 1 × 10 ⁻³ (1kHz, 20°C)	≤ 2 × 10 ⁻³ (1kHz, 20°C)	≤ 3 × 10 ⁻³ (1kHz, 20°C)
绝缘电阻 / Insulation resistance	V test (VDC) 1min	C _N ≤ 0.33μF	C _N > 0.33μF
	100 ± 15	≥ 30,000MΩ	≥ 10000s
直流电压测试 / DC test voltage	4.3U _k (DC), 2s		

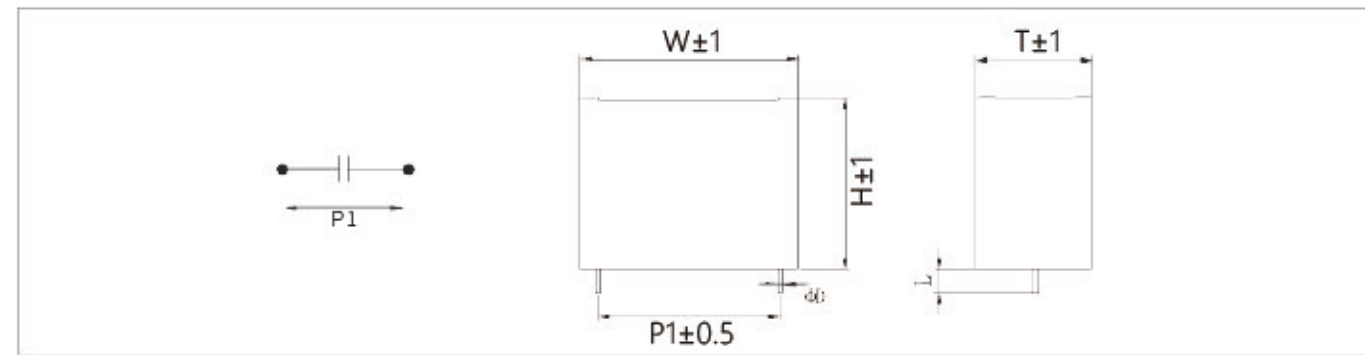
EMI Suppression Capacitors X1 series

金属化聚丙烯膜抗干扰电容器

DV/DT数据 THE DV/DT TABLE

Dv/dt (V/ μ s)					
P=10mm	P=15mm	P=22.5mm	P=27.5mm	P=37.5mm	P=52.5mm
475	400	200	150	100	75

产品结构图 THE CONTOUR MAP



编码规则 /PART NUMBER SYSTEM

Type code	Capacitance	Rated Voltage(AC)	Tolerance	Pin	Lead Pitch P1 (mm)	Lead Pitch P2 (mm)	Lead Pitch P2 (mm)	Internal code
1~3	4~6	7~10	11	12	13	14	15	16~17
MKP	105= $10 \times 10^5 \mu\text{F}$ =1 μF	0530=530VAC	J= $\pm 5\%$ K= $\pm 10\%$ M= $\pm 20\%$	2: 2Pin	2: P1=10 3: P1=15 4: P1=22.5 5: P1=27.5 6: P1=37.5 7: P1=52.5	0: 无	1: L=4 2: L=15	01

规格表 Specification table

C _N (μF)	W(mm)	T(mm)	H(mm)	ϕ D(mm)	P1(mm)	Part number	C _N (μF)	W(mm)	T(mm)	H(mm)	ϕ D(mm)	P1(mm)	Part number
0.0010	13.0	4.0	9.0	0.6	10.0	MKP1020530*220***	0.0082	13.0	4.0	9.0	0.6	10.0	MKP8220530*220***
0.0012	13.0	4.0	9.0	0.6	10.0	MKP1220530*220***	0.010	13.0	4.0	9.0	0.6	10.0	MKP1030530*220***
0.0015	13.0	4.0	9.0	0.6	10.0	MKP1520530*220***	0.012	13.0	5.0	11.0	0.6	10.0	MKP1230530*220***
0.0018	13.0	4.0	9.0	0.6	10.0	MKP1820530*220***	0.015	13.0	5.0	11.0	0.6	10.0	MKP1330530*220***
0.0022	13.0	4.0	9.0	0.6	10.0	MKP2220530*220***	0.018	13.0	5.0	11.0	0.6	10.0	MKP1830530*220***
0.0027	13.0	4.0	9.0	0.6	10.0	MKP2720530*220***	0.022	13.0	5.0	11.0	0.6	10.0	MKP2230530*220***
0.0033	13.0	4.0	9.0	0.6	10.0	MKP3320530*220***	0.027	13.0	6.0	12.0	0.6	10.0	MKP2730530*220***
0.0039	13.0	4.0	9.0	0.6	10.0	MKP3920530*220***	0.033	13.0	6.0	12.0	0.6	10.0	MKP3330530*220***
0.0047	13.0	4.0	9.0	0.6	10.0	MKP4720530*220***	0.039	13.0	7.0	13.0	0.6	10.0	MKP3930530*220***
0.0056	13.0	4.0	9.0	0.6	10.0	MKP5620530*220***	0.047	13.0	7.0	13.0	0.6	10.0	MKP4730530*220***
0.0068	13.0	4.0	9.0	0.6	10.0	MKP6820530*220***	0.047	13.0	8.0	14.0	0.6	10.0	MKP4730530*220***

规格表 Specification table

C _N (μF)	W(mm)	T(mm)	H(mm)	ϕ D(mm)	P1(mm)	Part number	C _N (μF)	W(mm)	T(mm)	H(mm)	ϕ D(mm)	P1(mm)	Part number
0.056	13.0	8.0	14.0	0.6	10.0	MKP5630530*220***	0.47	32.0	11.0	20.0	0.8	27.5	MKP4740530*250***
0.010	17.5	5.0	9.5	0.6	15.0	MKP1030530*230***	0.47	32.0	22.0	12.0	0.8	27.5	MKP4740530*250***
0.012	17.5	5.0	9.5	0.6	15.0	MKP1230530*230***	0.56	32.0	13.0	22.0	0.8	27.5	MKP5640530*250***
0.015	17.5	5.0	9.5	0.6	15.0	MKP1530530*230***	0.68	32.0	13.0	22.0	0.8	27.5	MKP6840530*250***
0.018	17.5	5.0	9.5	0.6	15.0	MKP1830530*230***	0.68	32.0	13.0	25.0	0.8	27.5	MKP6840530*250***
0.022	17.5	5.0	9.5	0.6	15.0	MKP2230530*230***	0.68	32.0	15.0	24.5	0.8	27.5	MKP6840530*250***
0.027	17.5	5.0	11.0	0.6	15.0	MKP2730530*230***	0.68	32.0	22.0	16.0	0.8	27.5	MKP6840530*250***
0.033	17.5	5.0	11.0	0.6	15.0	MKP3330530*230***	0.82	32.0	13.0	25.0	0.8	27.5	MKP8240530*250***
0.039	17.5	6.0	12.0	0.6	15.0	MKP3930530*230***	0.82	32.0	15.0	24.5	0.8	27.5	MKP8240530*250***
0.047	17.5	6.0	12.0	0.6	15.0	MKP4730530*230***	0.82	32.0	14.0	28.0	0.8	27.5	MKP8240530*250***
0.056	17.5	6.0	12.0	0.6	15.0	MKP5630530*230***	1.0	32.0	27.5	16.0	0.8	27.5	MKP1050530*250***
0.056	17.5	7.0	12.0	0.6	15.0	MKP5630530*230***	1.0	32.0	31.0	18.5	0.8	27.5	MKP1050530*250***
0.068	17.5	7.5	13.5	0.6	15.0	MKP6830530*230***	1.0	32.0	17.0	18.0	0.8	27.5	MKP1050530*250***
0.068	17.5	13.0	12.0	0.6	15.0	MKP6830530*230***	1.0	32.0	16.0	30.0	0.8	27.5	MKP1050530*250***
0.082	17.5	8.0	14.0	0.6	15.0	MKP8230530*230***	1.2	32.0	16.0	30.0	0.8	27.5	MKP1250530*250***
0.10	17.5	8.0	14.0	0.6	15.0	MKP1040530*230***	1.2	32.0	17.0	28.0	0.8	27.5	MKP1250530*250***
0.10	17.5	8.5	14.0	0.6	15.0	MKP1040530*230***	1.2	32.0	19.0	29.0	0.8	27.5	MKP1250530*250***
0.12	17.5	10.0	16.0	0.8	15.0	MKP1240530*230***	1.2	32.0	18.0	33.0	0.8	27.5	MKP1250530*250***
0.15	17.5	10.0	16.0	0.8	15.0	MKP1540530*230***	1.5	32.0	19.0	29.0	0.8	27.5	MKP1550530*250***
0.15	17.5	11.0	19.0	0.8	15.0	MKP1540530*230***	1.	32.0	31.0	18.5	0.8	27.5	MKP1550530*250***
0.18	17.5	11.0	19.0	0.8	15.0	MKP1840530*230***	1.5	32.0	18.0	33.0	0.8	27.5	MKP1550530*250***
0.039	26.5	6.0	15.0	0.8	22.5	MKP3930530*240***	1.8	32.0	22.0	37.0	0.8	27.5	MKP1850530*250***
0.047	26.5	6.0	15.0	0.8	22.5	MKP4730530*240***	2.2	32.0	22.0	37.0	0.8	27.5	MKP2250530*250***
0.056	26.5	6.0	15.0	0.8	22.5	MKP5630530*240***	0.33	41.0	11.0	22.0	1.0	37.5	MKP3340530*260***
0.068	26.5	6.0	15.0	0.8	22.5	MKP6830530*240***	0.39	41.0	11.0	22.0	1.0	37.5	MKP3940530*260***
0.082	26.5	6.0	15.0	0.8	22.5	MKP8230530*240***	0.47	41.0	11.0	22.0	1.0	37.5	MKP4740530*260***
0.10	26.5	6.0	15.0	0.8	22.5	MKP1040530*240***	0.56	41.0	11.0	22.0	1.0	37.5	MKP5640530*260***
0.12	26.5	6.0	15.0	0.8	22.5	MKP1240530*240***	0.68	41.0	11.0	22.0	1.0	37.5	MKP6840530*260***
0.15	26.5	7.0	16.0	0.8	22.5	MKP1540530*240***	0.82	41.0	11.0	22.0	1.0	37.5	MKP8240530*260***
0.18	26.5	8.5	17.0	0.8	22.5	MKP1840530*240***	0.82	41.0	113.0	24.0	1.0	37.5	MKP8240530*260***
0.22	26.5	8.5	17.0	0.8	22.5	MKP2240530*240***	1.0	41.0	13.0	24.0	1.0	37.5	MKP1050530*260***
0.27	26.5	10.0	18.5	0.8	22.5	MKP2740530*240***	1.0	42.0	24.0	15.0	1.0	37.5	MKP1050530*260***
0.33	26.5	11.0	20.0	0.8	22.5	MKP3340530*240***	1.2	41.0	15.0	26.0	1.0	37.5	MKP1250530*260***
0.39	26.5	11.0	20.0	0.8	22.5	MKP3940530*240***	1.2	42.0	14.0	28.0	1.0	37.5	MKP1050530*260***
0.47	26.5	12.0	22.0	0.8	22.5	MKP4740530*240***	1.5	41.0	15.0	26.0	1.0	37.5	MKP1550530*260***
0.47	26.5	13.5	23.0	0.8	22.5	MKP4740530*240***	1.5	42.0	14.0	28.0	1.0	37.5	MKP1550530*260***
0.56	26.5	13.5	23.0	0.8	22.5	MKP5640530*240***	1.5	41.0	16.0	30.0	1.0	37.5	MKP1550530*260***
0.56	26.5	15.5	24.5	0.8	22.5	MKP5640530*240***	1.5	42.0	24.0	19.0	1.0	37.5	MKP1550530*260***
0.68	26.5	15.5	24.5	0.8	22.5	MKP6840530*240***	1.8	41.0	16.0	30.0	1.0	37.5	MKP1850530*260***
0.15	32.0	9.0	18.0	0.8	27.5	MKP1540530*250***	1.8	41.0	17.0	32.0	1.0	37.5	MKP1850530*260***
0.18	32.0	9.0	18.0	0.8	27.5	MKP1840530*250***	2.2	41.0	17.0	32.0	1.0	37.5	MKP2250530*260***
0.22	32.0	9.0	18.0	0.8	27.5	MKP2240530*250***	2.2	41.0	18.5	33.5	1.0	37.5	MKP2250530*260***
0.27	32.0	9.0	18.0	0.8	27.5	MKP2740530*250***	2.7	41.0	22.0	37.0	1.0	37.5	MKP2750530*260***
0.33	32.0	9.0	18.0	0.8	27.5	MKP3340530*250***	3.3	41.0	22.0	37.0	1.0	37.5	MKP3350530*260***
0.33	32.0	18.0	12.0	0.8	27.5	MKP3340530*250***	3.3	41.0	26.0	41.0	1.0	37.5	MKP3350530*260***
0.39	32.0	11.0	20.0	0.8	27.5	MKP3940530*250***	3.3	41.5	27.5	37.5	1.0	37.5	MKP3350530*260***

续上表

EMI Suppression Capacitors X1 series

金属化聚丙烯膜抗干扰电容器

规格表 Specification table

C _N (μF)	W(mm)	T(mm)	H(mm)	φD(mm)	P1(mm)	Part number
3.9	41.0	26.0	41.0	1.0	37.5	MKP3950530*260***
3.9	41.5	27.5	37.5	1.0	37.5	MKP3950530*260***
4.7	41.0	28.0	43.0	1.0	37.5	MKP4750530*260***
4.7	42.0	30.0	45.0	1.0	37.5	MKP4750530*260***
4.7	57.0	24.0	38.0	1.2	52.5	MKP4750530*270***


续上表

C _N (μF)	W(mm)	T(mm)	H(mm)	φD(mm)	P1(mm)	Part number
5.6	57.0	30.0	45.0	1.2	52.5	MKP5650530*270***
6.8	57.0	30.0	45.0	1.2	52.5	MKP6850530*270***
6.8	57.0	44.0	30.0	1.2	52.5	MKP6850530*270***
8.2	57.0	35.0	50.0	1.2	52.5	MKP8250530*270***
10.0	57.0	35.0	50.0	1.2	52.5	MKP1060530*270***

金属化聚丙烯薄膜
Metallized polypropylene film

能承受过压冲击
Withstanding overvoltage stressing

优异的阻燃性能
Excellent active and passive flame resistant abilities



自愈特性
Self-healing properties

符合RoHS标准
RoHS-compatible

适用于严苛环境
Suitable for harsh environment conditions

符合85°C85%RH 1.0U_{RAC} 1000 小时
THB Grade IIIB (85°C, 85% RH, 1000h at U_{RAC})

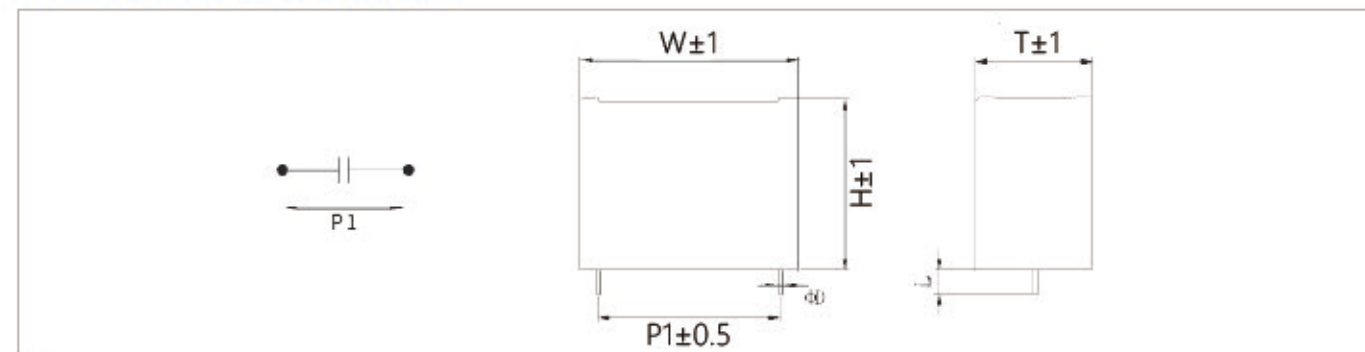
APPLICATIONS

- X1 class for interference suppression
- Widely used in across-the-line, EMI suppression
- Widely used in Clamping, AC and Harmonic Filtering, UPS Systems, Solar Inverter with LCL Filter and Motor Drive

应用

- X1类抗干扰电容器
- 广泛应用于电源跨线等抗干扰场合
- 广泛应用于箱位电路，交流及谐波滤波，不断电系统，光伏逆变器，LCL滤波器及马达驱动

产品结构图 THE CONTOUR MAP



性能参数 Technical data

气候类别 / 阻燃等级 Climatic Category / Passive Flammability Category	40/110/56/B		
工作温度范围 / Operating temperature range	-40°C~ +110°C		
容量范围 / Capacitance range	0.001~2.2μF		
额定电压 / Rated voltage	AC 760V, 50~60Hz		
最大连续直流电压 / Maximum continuous DC voltage	DC 1500V		
容量偏差 / Cap.tol	±5% (J) ; ±10% (K) ; ±20% (M)		
损耗角正切 / Dissipation factor	C _N ≤ 0.47μF	0.47μF < C _N ≤ 1.0μF	C _N > 1.0μF
绝缘电阻 / Insulation resistance	≤ 1 × 10 ⁻³ (1kHz, 20°C)	≤ 2 × 10 ⁻³ (1kHz, 20°C)	≤ 3 × 10 ⁻³ (1kHz, 20°C)
直流电压测试 / DC test voltage	4.3U _k (DC), 2s		

DV/DT数据 THE DV/DT TABLE

Dv/dt (V/μs)					
P=10mm	P=15mm	P=22.5mm	P=27.5mm	P=37.5mm	P=52.5mm
475	400	200	150	150	75

编码规则 / PART NUMBER SYSTEM

Type code	Capacitance	Rated Voltage(AC)	Tolerance	Pin	Lead Pitch P1 (mm)	Lead Pitch P2 (mm)	Lead Pitch P2 (mm)	Internal code
1~3	4~6	7~10	11	12	13	14	15	16~17
MKP	105 = 10 × 10 ⁻⁵ pF = 1μF	0760 = 760VAC	J = ±5% K = ±10% M = ±20%	2 : 2Pin	2 : P1=10 3 : P1=15 4 : P1=22.5 5 : P1=27.5 6 : P1=37.5 7 : P1=52.5	0 : 无	1 : L=4 2 : L=15	01

规格表 Specification table

C _N (μF)	W(mm)	T(mm)	H(mm)	φD(mm)	P1(mm)	Part number
0.0010	17.5	5.0	9.5	0.6	15	MKP1020760*230***
0.0012	17.5	5.0	9.5	0.6	15	MKP1220760*230***
0.0015	17.5	5.0	9.5	0.6	15	MKP1520760*230***
0.0018	17.5	5.0	9.5	0.6	15	MKP1820760*230***
0.0022	17.5	5.0	9.5	0.6	15	MKP2220760*230***

C _N (μF)	W(mm)	T(mm)	H(mm)	φD(mm)	P1(mm)	Part number
0.0027	17.5	5.0	9.5	0.6	15	MKP2720760*230***
0.0033	17.5	5.0	11.0	0.6	15	MKP3320760*230***
0.0047	17.5	5.0	11.0	0.6	15	MKP4720760*230***
0.0056	17.5	5.0	11.0	0.6	15	MKP5620760*230***
0.0068	17.5	5.0	11.0	0.6	15	MKP6820760*230***

续上表

EMI Suppression Capacitors X1 series

金属化聚丙烯膜抗干扰电容器

EMI Suppression Capacitors Y2 series

金属化聚丙烯膜抗干扰电容器

规格表 Specification table

C _N (μF)	W(mm)	T(mm)	H(mm)	φD(mm)	P1(mm)	Part number
0.0082	17.5	5.0	11.0	0.6	15	MKP8220760*230***
0.010	17.5	5.0	11.0	0.6	15	MKP1030760*230***
0.012	17.5	6.0	12.0	0.6	15	MKP1230760*230***
0.015	17.5	6.0	12.0	0.6	15	MKP1530760*230***
0.018	17.5	7.0	12.0	0.6	15	MKP1830760*230***
0.022	17.5	7.5	13.5	0.6	15	MKP2230760*230***
0.027	17.5	8.0	14.0	0.6	15	MKP2730760*230***
0.033	17.5	8.5	14.5	0.6	15	MKP3330760*230***
0.039	17.5	10.0	16.0	0.8	15	MKP3930760*230***
0.047	17.5	10.0	16.0	0.8	15	MKP4730760*230***
0.047	17.5	11.0	19.0	0.8	15	MKP4730760*230***
0.056	17.5	11.0	19.0	0.8	15	MKP5630760*230***
0.068	17.5	11.0	19.0	0.8	15	MKP6830760*230***
0.010	26.5	6.0	15.0	0.8	22.5	MKP1030760*240***
0.012	26.5	6.0	15.0	0.8	22.5	MKP1230760*240***
0.015	26.5	6.0	15.0	0.8	22.5	MKP1530760*240***
0.018	26.5	6.0	15.0	0.8	22.5	MKP1830760*240***
0.022	26.5	6.0	15.0	0.8	22.5	MKP2230760*240***
0.027	26.5	6.0	15.0	0.8	22.5	MKP2730760*240***
0.033	26.5	6.0	15.0	0.8	22.5	MKP3330760*240***
0.039	26.5	6.0	15.0	0.8	22.5	MKP3930760*240***
0.047	26.5	6.0	15.0	0.8	22.5	MKP4730760*240***
0.056	26.5	7.0	16.0	0.8	22.5	MKP5630760*240***
0.068	26.5	7.0	16.0	0.8	22.5	MKP6830760*240***
0.082	26.5	8.5	17.0	0.8	22.5	MKP8230760*240***
0.10	26.5	8.5	17.0	0.8	22.5	MKP1040760*240***
0.10	26.5	10.0	18.5	0.8	22.5	MKP1040760*240***
0.12	26.5	10.0	18.5	0.8	22.5	MKP1240760*240***
0.15	26.5	11.0	20.0	0.8	22.5	MKP1540760*240***
0.18	26.5	12.0	22.0	0.8	22.5	MKP1840760*240***
0.22	26.5	12.0	22.0	0.8	22.5	MKP2240760*240***
0.22	26.5	13.5	23.0	0.8	22.5	MKP2240760*240***
0.27	26.5	15.5	24.5	0.8	22.5	MKP2740760*240***
0.33	26.5	14.5	29.5	0.8	22.5	MKP3340760*240***
0.068	32.0	9.0	18.0	0.8	27.5	MKP6830760*250***
0.082	32.0	9.0	18.0	0.8	27.5	MKP8230760*250***
0.10	32.0	9.0	18.0	0.8	27.5	MKP1040760*250***
0.10	32.0	18.0	12.0	0.8	27.5	MKP1040760*250***
0.12	32.0	9.0	18.0	0.8	27.5	MKP1240760*250***
0.15	32.0	18.0	12.0	0.8	27.5	MKP1540760*250***
0.15	32.0	22.0	12.0	0.8	27.5	MKP1540760*250***
0.15	32.0	11.0	20.0	0.8	27.5	MKP1540760*250***
0.18	32.0	11.0	20.0	0.8	27.5	MKP1840760*250***
0.22	32.0	13.0	22.0	0.8	27.5	MKP2240760*250***
0.22	32.0	22.0	12.0	0.8	27.5	MKP2240760*250***
0.22	32.0	22.0	16.0	0.8	27.5	MKP2240760*250***

续上表

C _N (μF)	W(mm)	T(mm)	H(mm)	φD(mm)	P1(mm)	Part number
0.27	32.0	13.0	22.0	0.8	27.5	MKP2740760*250***
0.33	32.0	15.0	24.5	0.8	27.5	MKP3340760*250***
0.33	32.0	14.0	28.0	0.8	27.5	MKP3340760*250***
0.33	32.0	27.5	16.0	0.8	27.5	MKP3340760*250***
0.39	32.0	17.0	28.0	0.8	27.5	MKP3940760*250***
0.39	32.0	16.0	30.0	0.8	27.5	MKP3940760*250***
0.47	32.0	17.0	28.0	0.8	27.5	MKP4740760*250***
0.47	32.0	19.0	29.0	0.8	27.5	MKP4740760*250***
0.47	32.0	16.0	30.0	0.8	27.5	MKP4740760*250***
0.47	32.0	31.0	18.5	0.8	27.5	MKP4740760*250***
0.56	32.0	18.0	33.0	0.8	27.5	MKP5640760*250***
0.68	32.0	22.0	37.0	0.8	27.5	MKP6840760*250***
0.33	41.0	12.0	26.0	1.0	37.5	MKP3340760*260***
0.33	41.0	13.0	24.0	1.0	37.5	MKP3340760*260***
0.33	42.0	24.0	15.0	1.0	37.5	MKP3340760*260***
0.39	41.0	12.0	26.0	1.0	37.5	MKP3940760*260***
0.39	41.0	13.0	24.0	1.0	37.5	MKP3940760*260***
0.47	42.0	24.0	15.0	1.0	37.5	MKP4740760*260***
0.47	41.0	15.0	26.0	1.0	37.5	MKP4740760*260***
0.47	42.0	14.0	28.0	1.0	37.5	MKP4740760*260***
0.56	41.0	16.0	30.0	1.0	37.5	MKP5640760*260***
0.68	42.0	24.0	19.0	1.0	37.5	MKP6840760*260***
0.68	41.0	26.0	20.0	1.0	37.5	MKP6840760*260***
0.68	41.0	16.0	30.0	1.0	37.5	MKP6840760*260***
0.82	41.0	18.5	33.5	1.0	37.5	MKP8240760*260***
1.0	41.0	18.5	33.5	1.0	37.5	MKP1050760*260***
1.0K	41.0	22.0	37.0	1.0	37.5	MKP1050760*260***
1.0	42.0	32.0	24.0	1.0	37.5	MKP1050760*260***
1.2	41.0	22.0	37.0	1.0	37.5	MKP1250760*260***
1.5	41.0	26.0	41.0	1.0	37.5	MKP1550760*260***
1.5	41.5	27.5	37.5	1.0	37.5	MKP1550760*260***
1.8	41.0	26.0	41.0	1.0	37.5	MKP1850760*260***
1.8	41.5	27.5	37.5	1.0	37.5	MKP1850760*260***
1.8	41.0	28.0	43.0	1.0	37.5	MKP1850760*260***
2.2	42.0	30.0	45.0	1.0	37.5	MKP2250760*260***

金属化聚丙烯薄膜

Metallized polypropylene film

能承受过压冲击

Withstanding overvoltage stressing

优异的阻燃性能

Excellent active and passive flame

resistant abilities

自愈特性

Self-healing properties

符合RoHS标准

RoHS-compatible

适用于严苛环境

Suitable for harsh environment conditions

符合85°C85%RH 1.0U_{MAC} 1000 小时
THB Grade III B (85°C, 85% RH, 1000h at U_{MAC})

应用

- Y2类抗干扰电容器
- 广泛应用于电源接地、旁路、天线耦合等抗干扰场合

APPLICATIONS

- Y2 class for interference suppression
- Widely used in line to ground, line-by-pass, antenna coupling interference suppression circuit, etc

性能参数 Technical data

气候类别 / 阻燃等级 Climatic Category / Passive Flammability Category	40/110/56/B		
工作温度范围 / Operating temperature range	-40°C~ +110°C		
容量范围 / Capacitance range	0.001~1.2μF		
额定电压 / Rated voltage	AC 350V,50~60Hz		
最大连续直流电压 / Maximum continuous DC voltage	DC 1000V		
容量偏差 / Cap.tol	±10% ; ±20%		
损耗角正切 / Dissipation factor	1×10 ⁻³ at 1kHz, 20°C		
绝缘电阻 / Insulation resistance	V test(VDC) 1min	C _N ≤0.33μF	C _N > 0.33μF
	100±15	≥100GΩ	≥30000s
直流电压测试 / DC test voltage	C _N ≤0.33μF	C _N > 0.33μF	
	4000 V DC, 2 s	3700 V DC, 2 s	
交流电压测试 / AC test voltage	2000 V AC, 2 s		

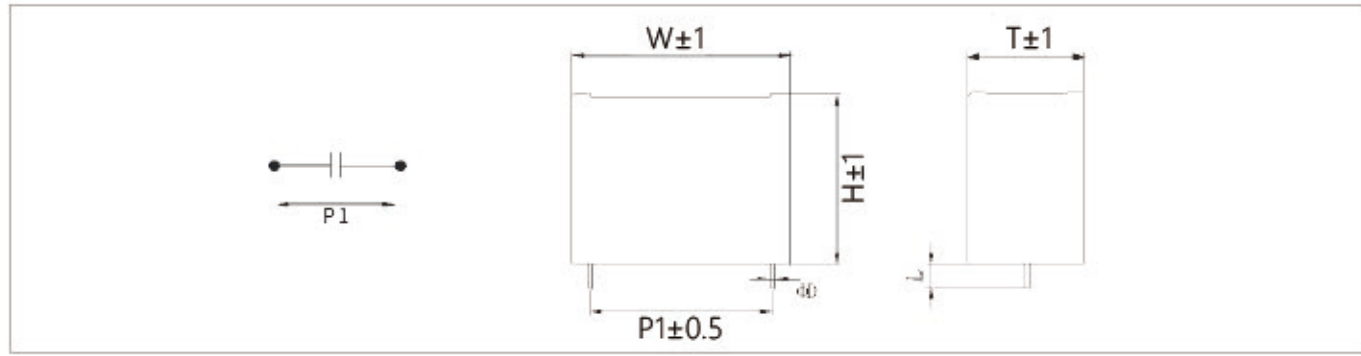
EMI Suppression Capacitors Y2 series

金属化聚丙烯膜抗干扰电容器

DV/DT数据 THE DV/DT TABLE

Dv/dt (V/μs)					
P=10mm	P=15mm	P=22.5mm	P=27.5mm	P=37.5mm	P=52.5mm
700	600	500	400	300	250

产品结构图 THE CONTOUR MAP



编码规则 /PART NUMBER SYSTEM

Type code	Capacitance	Rated Voltage(AC)	Tolerance	Pin	Lead Pitch P1 (mm)	Lead Pitch P2 (mm)	Lead Pitch P2 (mm)	Internal code
1~3	4~6	7~10	11	12	13	14	15	16~17
MKP	105= 10×10 ⁵ pF =1μF	0350=350VAC	J=±5% K=±10% M=±20%	2: 2Pin	2: P1=10 3: P1=15 4: P1=22.5 5: P1=27.5 6: P1=37.5 7: P1=52.5	0: 无	1: L=4 2: L=15	01

规格表 Specification table

Cn(μF)	W(mm)	T(mm)	H(mm)	φD(mm)	P1(mm)	Part number	Cn(μF)	W(mm)	T(mm)	H(mm)	φD(mm)	P1(mm)	Part number
0.0010	13	4	9	0.6	10	MKP1020350*220***	0.0068	13	5	11	0.6	10	MKP6820350*220***
0.0012	13	4	9	0.6	10	MKP1220350*220***	0.0068	13	6	12	0.6	10	MKP6820350*220***
0.0015	13	4	9	0.6	10	MKP1520350*220***	0.0068	13	9.5	7.5	0.6	10	MKP6820350*220***
0.0018	13	4	9	0.6	10	MKP1820350*220***	0.0082	13	6	12	0.6	10	MKP8220350*220***
0.0022	13	4	9	0.6	10	MKP2220350*220***	0.010	13	6	12	0.6	10	MKP1030350*220***
0.0027	13	4	9	0.6	10	MKP2720350*220***	0.015	13	6	12	0.6	10	MKP1530350*220***
0.0033	13	4	9	0.6	10	MKP3320350*220***	0.022	17.5	5	9.5	0.6	15	MKP2220350*230***
0.0039	13	4	9	0.6	10	MKP3920350*220***	0.027	17.5	5	9.5	0.6	15	MKP2720350*230***
0.0047	13	5	11	0.6	10	MKP4720350*220***	0.0033	17.5	5	9.5	0.6	15	MKP3320350*230***
0.0047	13	6	12	0.6	10	MKP4720350*220***	0.0039	17.5	5	9.5	0.6	15	MKP3920350*230***
0.0056	13	5	11	0.6	10	MKP5620350*220***	0.0047	17.5	5	9.5	0.6	15	MKP4720350*230***

规格表 Specification table

Cn(μF)	W(mm)	T(mm)	H(mm)	φD(mm)	P1(mm)	Part number	Cn(μF)	W(mm)	T(mm)	H(mm)	φD(mm)	P1(mm)	Part number
0.0047	17.5	5	11	0.6	15	MKP4720350*230***	0.068	26.5	8.5	17	0.8	22.5	MKP6830350*240***
0.0056	17.5	5	9.5	0.6	15	MKP5620350*230***	0.082	26.5	7	16	0.8	22.5	MKP8230350*240***
0.0056	17.5	5	11	0.6	15	MKP5620350*230***	0.082	26.5	8.5	17	0.8	22.5	MKP8230350*240***
0.0068	17.5	5	9.5	0.6	15	MKP6820350*230***	0.082	26.5	10	18.5	0.8	22.5	MKP8230350*240***
0.0068	17.5	5	11	0.8	15	MKP6820350*230***	0.10	26.5	8.5	17	0.8	22.5	MKP1040350*240***
0.0082	17.5	5	9.5	0.6	15	MKP8220350*230***	0.10	26.5	10	18.5	0.8	22.5	MKP1040350*240***
0.0082	17.5	5	11	0.8	15	MKP8220350*230***	0.12	26.5	8.5	17	0.8	22.5	MKP1240350*240***
0.010	17.5	5	9.5	0.6	15	MKP1030350*230***	0.12	26.5	10	18.5	0.8	22.5	MKP1240350*240***
0.010	17.5	5	11	0.8	15	MKP1030350*230***	0.12	26.5	11	20	0.8	22.5	MKP1240350*240***
0.012	17.5	6	12	0.8	15	MKP1230350*230***	0.15	26.5	10	18.5	0.8	22.5	MKP1540350*240***
0.012	17.5	5	11	0.6	15	MKP1230350*230***	0.15	26.5	11	20	0.8	22.5	MKP1540350*240***
0.015	17.5	5	11	0.6	15	MKP1530350*230***	0.15	26.5	12	22	0.8	22.5	MKP1540350*240***
0.015	17.5	6	12	0.8	15	MKP1530350*230***	0.18	26.5	11	20	0.8	22.5	MKP1840350*240***
0.018	17.5	6	12	0.8	15	MKP1830350*230***	0.18	26.5	12	22	0.8	22.5	MKP1840350*240***
0.018	17.5	5	11	0.6	15	MKP1830350*230***	0.18	26.5	13	24.5	0.8	22.5	MKP1840350*240***
0.018	17.5	6	12	0.6	15	MKP1830350*230***	0.18	26.5	14.5	29.5	0.8	22.5	MKP1840350*240***
0.018	17.5	7.5	13.5	0.8	15	MKP1830350*230***	0.22	26.5	12	22	0.8	22.5	MKP2240350*240***
0.022	17.5	6	12	0.6	15	MKP2230350*230***	0.22	26.5	14.5	29.5	0.8	22.5	MKP2240350*240***
0.022	17.5	7.5	13.5	0.8	15	MKP2230350*230***	0.22	26.5	15.5	24.5	0.8	22.5	MKP2240350*240***
0.027	17.5	7.5	13.5	0.8	15	MKP2730350*230***	0.27	26.5	13.5	23	0.8	22.5	MKP2740350*240***
0.027	17.5	8.5	14.5	0.8	15	MKP2730350*230***	0.27	26.5	14.5	29.5	0.8	22.5	MKP2740350*240***
0.027	17.5	6	12	0.6	15	MKP2730350*230***	0.33	26.5	15.5	24.5	0.8	22.5	MKP3340350*240***
0.027	17.5	7	12	0.6	15	MKP2730350*230***	0.33	26.5	14.5	29.5	0.8	22.5	MKP3340350*240***
0.033	17.5	7.5	13.5	0.6	15	MKP3330350*230***	0.33	26	20	30	0.8	22.5	MKP3340350*240***
0.033	17.5	9	12.5	0.6	15	MKP3330350*230***	0.39	26.5	14.5	29.5	0.8	22.5	MKP3940350*240***
0.033	17.5	8.5	14.5	0.8	15	MKP3330350*230***	0.39	26	20	30	0.8	22.5	MKP3940350*240***
0.039	17.5	7.5	13.5	0.6	15	MKP3930350*230***	0.10	32	9	18	0.8	27.5	MKP1040350*250***
0.039	17.5	8.5	14.5	0.8	15	MKP3930350*230***	0.12	32	9	18	0.8	27.5	MKP1240350*250***
0.039	17.5	9	12.5	0.6	15	MKP3930350*230***	0.15	32	9	18	0.8	27.5	MKP1540350*250***
0.039	17.5	10	16	0.8	15	MKP3930350*230***	0.15	32	18	12	0.8	27.5	MKP1540350*250***
0.047	17.5	8.5	14.5	0.6	15	MKP4730350*230***	0.15	32	11	20	0.8	27.5	MKP1540350*250***
0.047	17.5	13	12	0.8	15	MKP4730350*230***	0.18	32	11	20	0.8	27.5	MKP1840350*250***
0.047	17.5	10	16	0.8	15	MKP4730350*230***	0.18	32	11	20	0.8	27.5	MKP1840350*250***
0.056	17.5	10	16	0.8	15	MKP5630350*230***	0.22	32	11	20	0.8	27.5	MKP2240350*250***
0.056	17.5	11	19	0.8	15	MKP5630350*230***	0.22	32	13	22	0.8	27.5	MKP2240350*250***
0.068	17.5	10	16	0.8	15	MKP6830350*230***	0.22	32	18	12	0.8	27.5	MKP2240350*250***
0.068	17.5	11	19	0.8	15	MKP6830350*230***	0.22	32	22	12	0.8	27.5	MKP2240350*250***
0.082	17.5	11	19	0.8	15	MKP8230350*230***	0.27	32	11	20	0.8	27.5	MKP2740350*250***
0.033	26.5	6	15	0.8	22.5	MKP3330350*240***	0.27	32	14	24	0.8	27.5	MKP2740350*250***
0.039	26.5	6	15	0.8	22.5	MKP3930350*240***	0.27	32	15	24.5	0.8	27.5	MKP2740350*250***
0.047	26.5	6	15	0.8	22.5	MKP4730350*240***	0.27	32	13	22	0.8	27.5	MKP2740350*250***
0.047	26.5	7	16	0.8	22.5	MKP4730350*240***	0.27	32	14	28	0.8	27.5	MKP2740350*250***
0.056	26.5	6	15	0.8	22.5	MKP5630350*240***	0.27	32	14	28	0.8	27.5	MKP2740350*250***
0.056	26.5	7	16	0.8	22.5	MKP5630350*240***	0.33	32	14	28	0.8	27.5	MKP3340350*250***
0.068	26.5	6	15	0.8	22.5	MKP6830350*240***	0.33	32	13	22	0.8	27.5	MKP3340350*250***
0.068	26.5	6	15	0.8	22.5	MKP6830350*240***	0.33	32	13	25	0.8	27.5	MKP3340350*250***
0.068	26.5	7	16	0.8	22.5	MKP6830350*240***	0.33	32	15	24.5	0.8	27.5	MKP3340350*250***

规格表 Specification table

CN(μF)	W(mm)	T(mm)	H(mm)	φD(mm)	P1(mm)	Part number
0.33	32	16	30	0.8	27.5	MKP3340350*250***
0.33	32	18	28	0.8	27.5	MKP3340350*250***
0.33	32	21	15	0.8	27.5	MKP3340350*250***
0.39	32	15	24.5	0.8	27.5	MKP3940350*250***
0.39	32	14	28	0.8	27.5	MKP3940350*250***
0.39	32	16	30	0.8	27.5	MKP3940350*250***
0.39	32	18	28	0.8	27.5	MKP3940350*250***
0.39	32	18	33	0.8	27.5	MKP3940350*250***
0.47	32	15	24.5	0.8	27.5	MKP4740350*250***
0.47	32	14	28	0.8	27.5	MKP4740350*250***
0.47	32	16	30	0.8	27.5	MKP4740350*250***
0.47	32	17	28	0.8	27.5	MKP4740350*250***
0.47	32	27.5	16	0.8	27.5	MKP4740350*250***
0.47	32	18	33	0.8	27.5	MKP4740350*250***
0.56	32	16	30	0.8	27.5	MKP5640350*250***
0.56	32	17	28	0.8	27.5	MKP5640350*250***
0.56	32	18	33	0.8	27.5	MKP5640350*250***
0.68	32	19	29	0.8	27.5	MKP6840350*250***
0.68	32	21	30	0.8	27.5	MKP6840350*250***
0.68	32	22	37	0.8	27.5	MKP6840350*250***
0.68	32	18	33	0.8	27.5	MKP6840350*250***
0.68	32	31	18.5	0.8	27.5	MKP6840350*250***
0.82	32	31	18.5	0.8	27.5	MKP8240350*250***
0.82	32	18	33	0.8	27.5	MKP8240350*250***
0.82	32	22	37	0.8	27.5	MKP8240350*250***
1.0	32	22	37	0.8	27.5	MKP1050350*250***
0.33	41	11	22	1.0	37.5	MKP3340350*260***
0.33	41	13	24	1.0	37.5	MKP3340350*260***
0.39	41	13	24	1.0	37.5	MKP3940350*260***
0.39	41	11	22	1.0	37.5	MKP3940350*260***
0.39	41	13	24	1.0	37.5	MKP3940350*260***
0.47	41	13	24	1.0	37.5	MKP4740350*260***
0.47	42	24	15	1.0	37.5	MKP4740350*260***
0.47	41	15	26	1.0	37.5	MKP4740350*260***
0.56	41	15	26	1.0	37.5	MKP5640350*260***
0.56	42	14	28	1.0	37.5	MKP5640350*260***
0.56	41	16	30	1.0	37.5	MKP5640350*260***
0.68	41	15	26	1.0	37.5	MKP6840350*260***
0.68	42	14	28	1.0	37.5	MKP6840350*260***
0.68	41	16	30	1.0	37.5	MKP6840350*260***
0.68	42	17	28	1.0	37.5	MKP6840350*260***
0.68	42	19	32	1.0	37.5	MKP6840350*260***
0.68	42	24	19	1.0	37.5	MKP6840350*260***
0.68	41	16	30	1.0	37.5	MKP6840350*260***
0.82	41	16	30	1.0	37.5	MKP8240350*260***
0.82	41	18.5	33.5	1.0	37.5	MKP8240350*260***

续上表

CN(μF)	W(mm)	T(mm)	H(mm)	φD(mm)	P1(mm)	Part number
0.82	42	19	32	1.0	37.5	MKP8240350*260***
0.82	42	20	40	1.0	37.5	MKP8240350*260***
0.82	42	24	19	1.0	37.5	MKP8240350*260***
1.0	41	17	32	1.0	37.5	MKP1050350*260***
1.0	41	18.5	33.5	1.0	37.5	MKP1050350*260***
1.0	42	20	40	1.0	37.5	MKP1050350*260***
1.0	41	22	37	1.0	37.5	MKP1050350*260***
1.2	42	28	43	1.0	37.5	MKP1250350*260***



1.工作电压	1.Operation voltage			
<p>薄膜电容器的选用取决于施加的最高电压，并受施加的电压波形、电流波形、频率、环境温度（电容器表面温度）、电容量等因素的影响。使用前请先检查电容器两端的电压波形、电流波形和频率（在高频场合，允许电压随着电容器类型的不同而改变，详细资料请参阅说明书）是否在额定值内。</p>	<p>The plastic film capacitor varies in the maximum applicable voltage depending on the applied voltage waveform,current waveform,frequency,ambient temperature(capacitor surface temperature),capacitance value,etc.Before use, please check whether the voltage waveform, current waveform and frequency at both ends of the capacitor (in high frequency applications, the allowable voltage varies with the type of capacitor, please refer to the instruction manual for details) whether it is within the rated value.</p>			
2. 工作电流	2.Operating current			
<p>通过电容器的脉冲（或交流）电流等于电容量C与电压上升速率的乘积，即$I=C \times dv/dt$。</p> <p>由于电容器存在损耗，在高频或高脉冲条件下使用时，通过电容器的脉冲（或交流）电流会使电容器自身发热而有温升，将会有热击穿（冒烟、起火）的危险，因此，电容器安全使用条件不仅受额定电压（或类别电压）的限制，而且受额定电流的限制。</p> <p>工作电流被认为是由击穿模式决定的脉冲电流（峰值电流，即由dv/dt指标所限制的）和连续电流（以峰峰值或有效值表示）组成，当使用时，需确认这两个电流都在允许范围之内。</p>	<p>The pulse (or AC) current flowing through the capacitor is expressed as: $I=C \times dv / dt$.Due to the fact that dissipation factor will generate the internal heat under the application of high frequency or high pulse current, temperature rise in it will occur and may cause deterioration of with standing voltage,even lead to break down (smoking or firing).Therefore, the safety use of capacitor must be within the rated voltage (or category voltage) and the permissible current.The operating current must be considered by dividing into pulse current (peak current) and continuous current (rms current) depending on the break down mode ,and when using,should make sure the both currents are within the permissible values.</p>			
3. 各种波形的有效值换算关系	3.Calculation of rms in various waveforms			
不同的波形有效值按下面的公式计算。	In each waveform,calculate the rms value in the following formula.			
种类(type)	1	2	2	3
波形 (waveform)				
有效值 (rms)	$E/\sqrt{2}$	$E/\sqrt{2}$	$E\sqrt{t/(2T)}$	$E/\sqrt{3}$
种类(type)	5	6	7	8
波形 (waveform)				
有效值 (rms)	$E\sqrt{t/(3T)}$	E	$E\sqrt{t/T}$	$\sqrt{\frac{1}{3}(E1^2+E2^2+E3^2+E4^2)}$
4. 外壳温升(±θcase)	4.Contained temperature rise (±θcase)			
<p>当电容器中通过持续电流时，热量累积会使电容器内部温度升高，当温度超出允许的热点温度时，可能会导致电容器短路甚至燃烧。因此，流经电容器的电流不允许超过产品目录所规定的最大数值，而且有必要监测电容器加载时的温升。</p>	<p>When continuing current flows through the capacitor,the temperature inside the capacitor will rise,induced by accumulated heat. If the temperature exceeds allowed hot-spot temperature,it might cause a short circuit or fire. Therefore, the current flowing through the capacitor must not exceed the maximum value specified in the catalog, and it is necessary to monitor the temperature rise of the capacitor when it is loaded.</p>			



5. 电容器充放电	5.Charging and discharging
<p>由于电容器充放电电流取决于电容量和电压上升速率的乘积，即使是低电压充放电，也可能产生大的瞬间充放电电流，这可能会导致电容器性能的损害，比如说短路或开路。当进行充放电时，请串联一个20Ω/V - 1000Ω/V或更高的限流电阻，将充放电电流限制在规定的范围内。当多个薄膜电容器并联进行耐电压测试或寿命测试时，请为每个电容器串连一个20Ω/V-1000Ω/V或更高的限流电阻。详见电容器标准。另外，在用手操作电容器之前必须对电容器进行充分放电，否则电容器内部残存的能量可能会对操作人员产生致命的伤害。</p>	<p>Because the charging and discharging current of capacitor is obtained by the product of voltage rise rate (dv/ dt) and capacitance,low voltage charging and discharging may also cause deterioration of capacitor such as shorting and open due to sudden charging and discharging current. When charging and discharging,pass through a resistance of 20Ω /V or more to limit current.When connecting multiple film capacitors in parallel in withstand voltage test or life test,connect a resistance of 20Ω/V to 1000Ω / V or more in series to each capacitor. (For detail see the specification) In additional,capacitors must be discharged with resistor before handling. Because the capacitor hasn't discharge resistor inside,so there is residual but maybe deathful electric energy contained.</p>
6. 因薄膜振动产生的嗡嗡声	6.Buzzing noise
<p>电容器的嗡嗡声是由于电容器薄膜受到两电极间库伦力的作用，产生的振动而发出的声音。施加的电压和频率波形失真越严重，所产生的嗡嗡声越大。但这种嗡嗡声对电容器不会产生任何破坏作用。</p>	<p>Any buzzing noise produced by capacitor is caused by the vibration of the film due to coulomb force that is generated between the electrodes with opposite poles.of the waveform with a high distortion rate or frequency is applied across the capacitor,the buzzing noise will become louder.But the buzzing noise is of no damage to capacitor.</p>
7. 阻燃性	7.Flame retardation
<p>尽管在薄膜电容器外封装中使用了耐火性阻燃材料-阻燃环氧树脂或塑壳，但外部的持续高温或火焰仍可使电容器芯子变形而产生外封装破裂，导致电容器芯子熔化和燃烧。</p>	<p>Although flame retardation epoxy resin or plastic case is used in the coating or encapsulating of plastic film capacitor,continuous outer high temperature for firing will break the coating layer or plastic case of the capacitor,and may lead to melting and firing of the capacitor element.</p>
8. 高温环境	8.Humid ambient
<p>如果长时间使用在高温环境下，电容器可能会吸收潮气、电极被氧化，导致电容器损坏。如果是在AC条件下使用，高温环境将会加剧电晕的影响，从而引起电容量下降、损耗增加。</p>	<p>If used for long time in a humid ambient,the capacitor might absorb humidity and oxidise the electrodes causing breakage of the capacitor.If case of Application,high humidity would increase the corona effect.This phenomenon causes a drop of capacitance and an increase of capacitor losses.</p>
9. 贮存条件	9.Storage conditions
<p>1、电容器不能贮存在腐蚀性的空气环境中，特别是存在氯化物、硫酸物、酸、碱、盐、有机溶剂或类似物质时。 2、产品不能暴露在高温和高湿状态，必须保存在以下环境中：（在不拆开原包装的基础上） 温度：不超过35℃ 湿度：不超过80% RH，不允许有凝露 贮存时间：不超过24个月（从产品包装或产品本体上的日期算起）</p>	<p>1.Capacitors may not be stored in corrosive atmospheres,particularly not when chlorides,sulfides,acids,lye,salts,organic solvents or similar substances are present. 2.It shouldn't be located in particularly high temperature and high humidity, it must submit to the following conditions (unchanging primal package) : Temperature:≤35℃ Humidity: ≤80% RH,no dew allowed on the capacitor. Storage times:≤24 months (from the date marked on the capacitor's body or the label glued to the package)</p>
绿色产品	Green products
RoHS符合性	RoHS compliance
<p>在此产品目录中的，本公司的产品均符合RoHS指令和《电子信息产品污染控制管理办法》的要求。</p>	<p>Products in the catalogue are RoHS Compliant.</p>

客户订购指南	Guide for customer ordering
<p>请尽快提供以下信息：</p> <p>1.应用行业领域：如UPS，变频器，光伏逆变器，风电逆变器，电动汽车 / 混合动力汽车，逆变电源等。</p> <p>2. 应用电路场合：如DC - Link，交流滤波，IGBT吸收，谐振，耦合等</p> <p>3.额定电容量及允许偏差</p> <p>4.电压：包括额定电压、工作电压、纹波电压、非周期冲击电压等</p> <p>5.电流：包括最大电流、工作电流、最大峰值电流、最大冲击电流等</p> <p>6.频率：包括工作频率，脉冲频率，纹波电压的频率等</p> <p>7.工作场所：如固定场所、车辆、船舶等</p> <p>8.工作环境：如温度范围、湿度、海拔、散热方式等</p> <p>9.产品尺寸：如直径、高度或长度、宽度、高度等</p> <p>10.端子类型：如螺栓式、螺孔式、接线片、插片式等</p> <p>11.安全要求：如阻燃、防爆等</p> <p>12.预期寿命：在给定的工作条件下的预期寿命</p> <p>13.安装方式：如底部螺栓、中部卡圈、安装耳等</p> <p>14.其它</p>	<p>Please provide following information as possible as you can</p> <p>1.Application:for example,UPS,inverter,inverter,PV inverter,wind power converter,electric vehicle / hybrid electric vehicle,inverter power supply,etc.</p> <p>2.Application circuit occasions:such as DC-Link,AC filter, ripple voltage,non-recurrent surge current etc.</p> <p>3.Rated capacitance and tolerance.</p> <p>4.Voltage:including rated voltage,working voltage, ripple voltage,non-recurrent surge current etc.</p> <p>5.Current:including maximum current,working current,maximum peak current,maximum surge current etc.</p> <p>6.Frequency:including working frequency, pulse frequency,frequency of ripple voltage etc.</p> <p>7.Working location:for example,fixed-location,vehicle,watercraft etc.</p> <p>8.Working environment:for example,temperature range,humidity, altitude,cooling mode etc.</p> <p>9.Dimensions:for example,diameter,height or length,width,height etc.</p> <p>10.Terminal form:for example,stud,thread hole,lug,tab,etc.</p> <p>11.Safety:for example,flame resistance,anti-explosion etc.</p> <p>12.Expected lifetime:under given working conditions.</p> <p>13.Fixed style:for example,bottom-stud,middle-clip,mounting ears etc.</p> <p>14.Others</p>